

Figures

Some results of DCPAM are compared with MGS¹-TES² and MRO³-MCS⁴ data.

¹Mars Global Surveyor
²Thermal Emission Spectrometer
³Mars Reconnaissance Orbiter
⁴Mars Climate Sounder

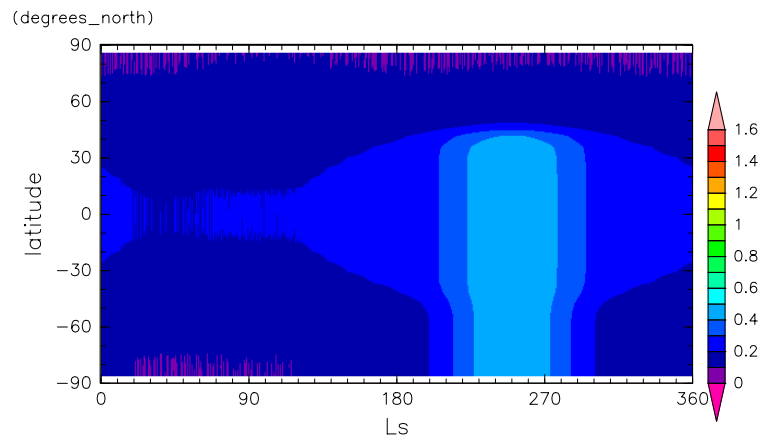


Figure 1: Daily mean dust optical depth prescribed in DCPAM

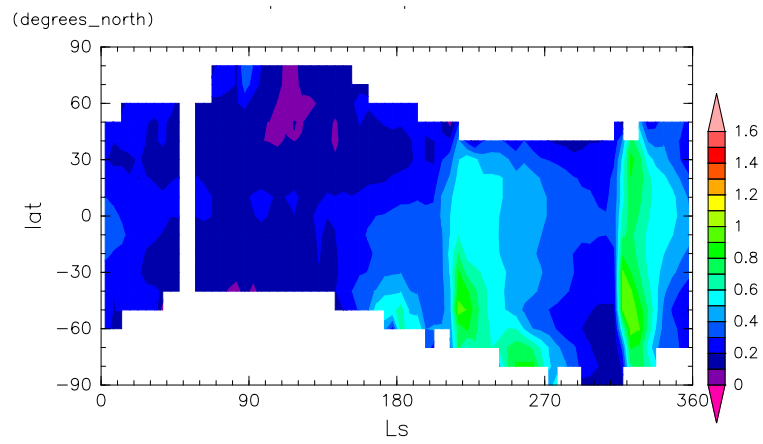


Figure 2: Double of dust optical depth observed by MGS-TES in MY26

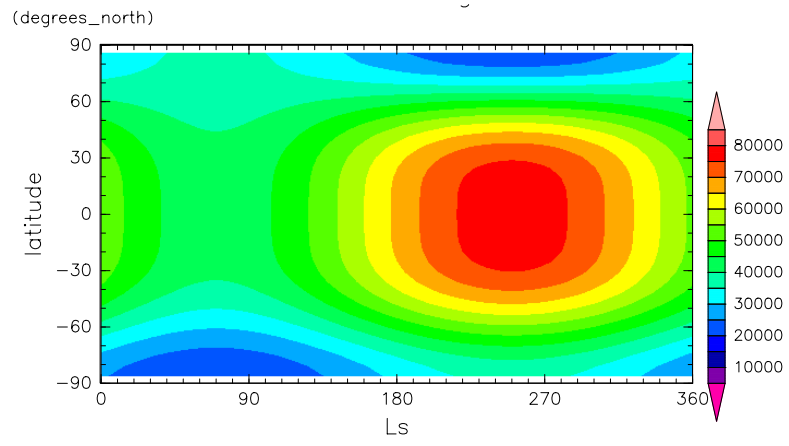


Figure 3: Daily mean maximum height of dust distribution prescribed in DC-PAM

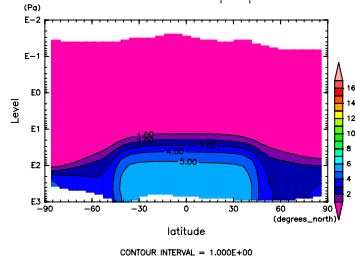


Figure 4: DustDensScledOptDep at $L_S=0^\circ-30^\circ$ by DCPAM

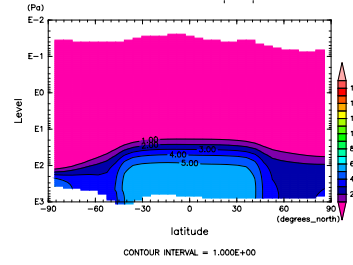


Figure 7: DustDensScledOptDep at $L_S=90^\circ-120^\circ$ by DCPAM

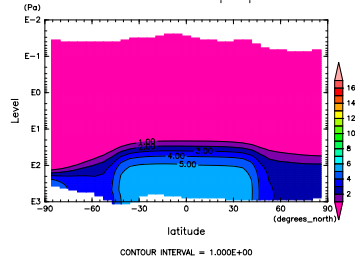


Figure 5: DustDensScledOptDep at $L_S=30^\circ-60^\circ$ by DCPAM

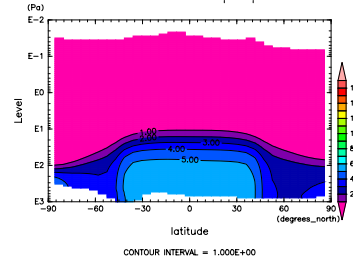


Figure 8: DustDensScledOptDep at $L_S=120^\circ-150^\circ$ by DCPAM

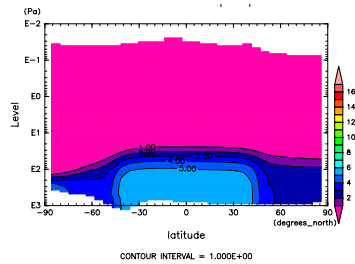


Figure 6: DustDensScledOptDep at $L_S=60^\circ-90^\circ$ by DCPAM

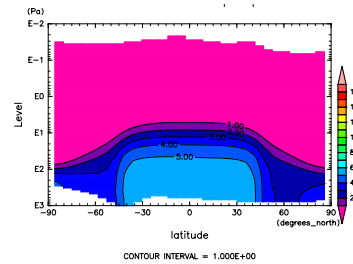


Figure 9: DustDensScledOptDep at $L_S=150^\circ-180^\circ$ by DCPAM

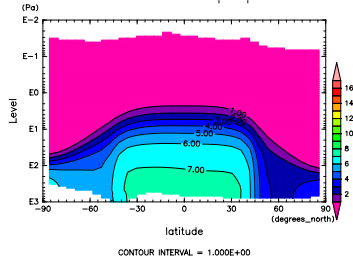


Figure 10: DustDensScledOptDep at $L_S=180^\circ-210^\circ$ by DCPAM

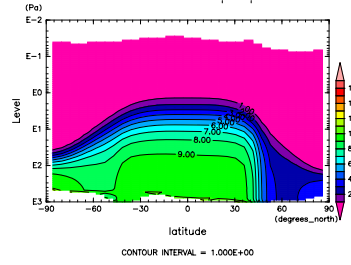


Figure 13: DustDensScledOptDep at $L_S=270^\circ-300^\circ$ by DCPAM

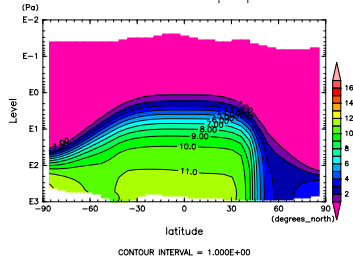


Figure 11: DustDensScledOptDep at $L_S=210^\circ-240^\circ$ by DCPAM

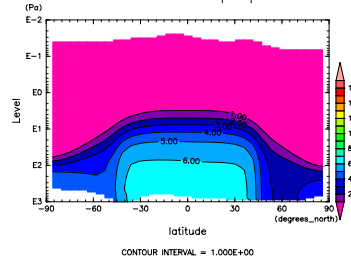


Figure 14: DustDensScledOptDep at $L_S=300^\circ-330^\circ$ by DCPAM

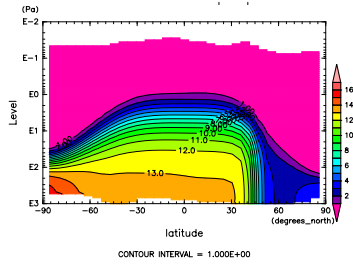


Figure 12: DustDensScledOptDep at $L_S=240^\circ-270^\circ$ by DCPAM

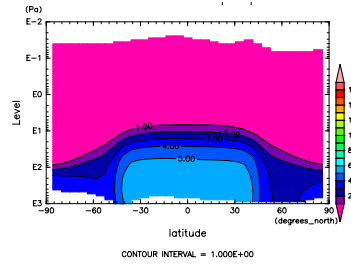


Figure 15: DustDensScledOptDep at $L_S=330^\circ-360^\circ$ by DCPAM

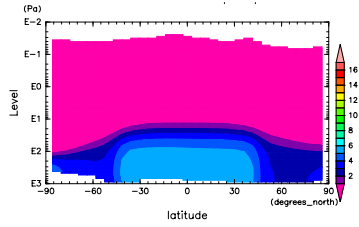


Figure 16: DustDensScledOptDep at 03 LST and $L_s=0^\circ-30^\circ$ by DCPAM

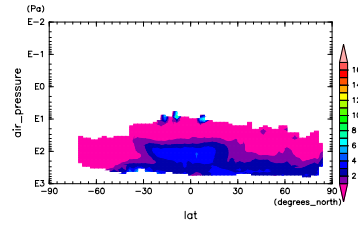


Figure 19: DustDensScledOptDep at 03 LST and $L_s=0^\circ-30^\circ$ by MRO

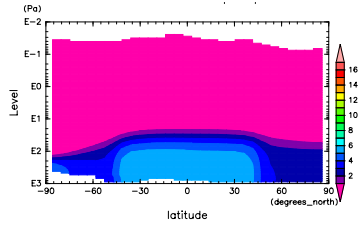


Figure 17: DustDensScledOptDep at 03 LST and $L_s=30^\circ-60^\circ$ by DCPAM

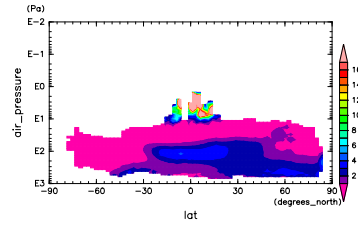


Figure 20: DustDensScledOptDep at 03 LST and $L_s=30^\circ-60^\circ$ by MRO

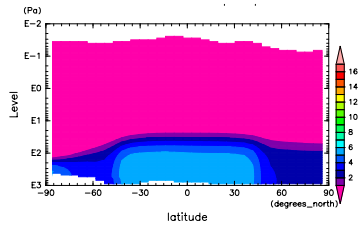


Figure 18: DustDensScledOptDep at 03 LST and $L_s=60^\circ-90^\circ$ by DCPAM

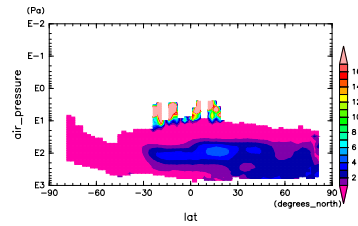


Figure 21: DustDensScledOptDep at 03 LST and $L_s=60^\circ-90^\circ$ by MRO

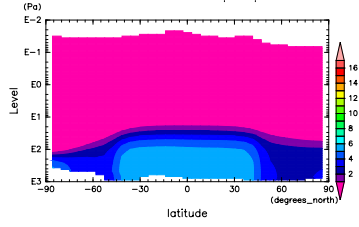


Figure 22: DustDensScledOptDep at 03 LST and $L_s=90^\circ-120^\circ$ by DCPAM

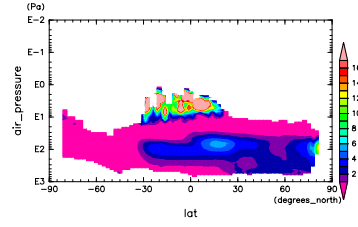


Figure 25: DustDensScledOptDep at 03 LST and $L_s=90^\circ-120^\circ$ by MRO

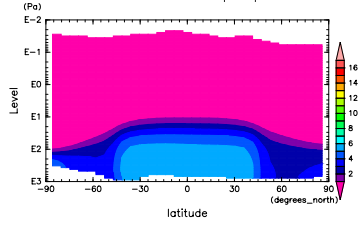


Figure 23: DustDensScledOptDep at 03 LST and $L_s=120^\circ-150^\circ$ by DCPAM

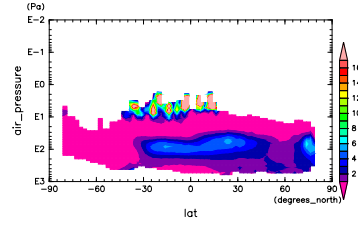


Figure 26: DustDensScledOptDep at 03 LST and $L_s=120^\circ-150^\circ$ by MRO

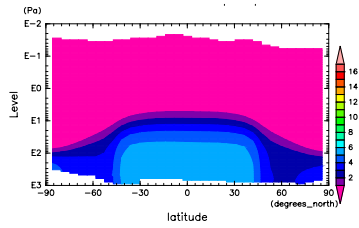


Figure 24: DustDensScledOptDep at 03 LST and $L_s=150^\circ-180^\circ$ by DCPAM

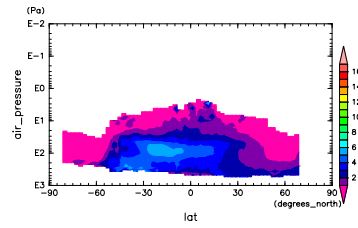


Figure 27: DustDensScledOptDep at 03 LST and $L_s=150^\circ-180^\circ$ by MRO

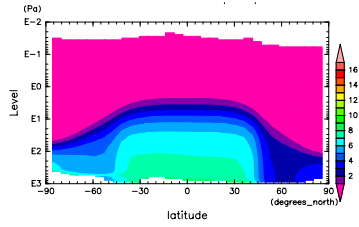


Figure 28: DustDensScledOptDep at 03 LST and $L_s=180^\circ-210^\circ$ by DCPAM

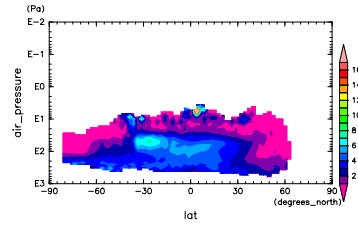


Figure 31: DustDensScledOptDep at 03 LST and $L_s=180^\circ-210^\circ$ by MRO

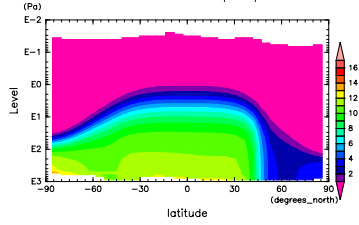


Figure 29: DustDensScledOptDep at 03 LST and $L_s=210^\circ-240^\circ$ by DCPAM

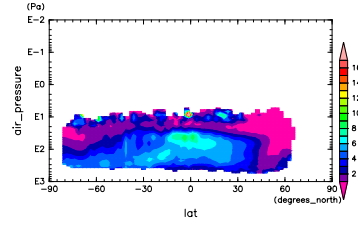


Figure 32: DustDensScledOptDep at 03 LST and $L_s=210^\circ-240^\circ$ by MRO

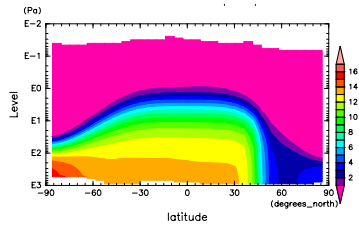


Figure 30: DustDensScledOptDep at 03 LST and $L_s=240^\circ-270^\circ$ by DCPAM

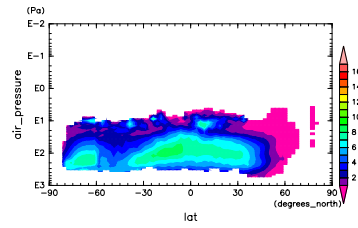


Figure 33: DustDensScledOptDep at 03 LST and $L_s=240^\circ-270^\circ$ by MRO

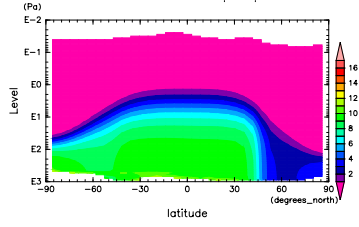


Figure 34: DustDensScledOptDep at 03 LST and $L_s=270^\circ-300^\circ$ by DCPAM

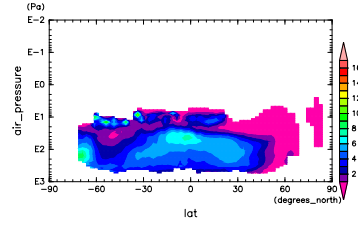


Figure 37: DustDensScledOptDep at 03 LST and $L_s=270^\circ-300^\circ$ by MRO

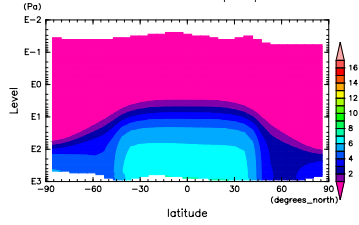


Figure 35: DustDensScledOptDep at 03 LST and $L_s=300^\circ-330^\circ$ by DCPAM

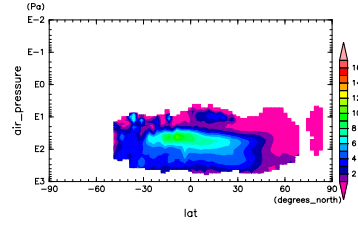


Figure 38: DustDensScledOptDep at 03 LST and $L_s=300^\circ-330^\circ$ by MRO

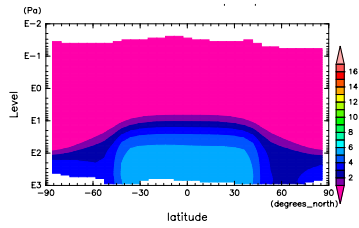


Figure 36: DustDensScledOptDep at 03 LST and $L_s=330^\circ-360^\circ$ by DCPAM

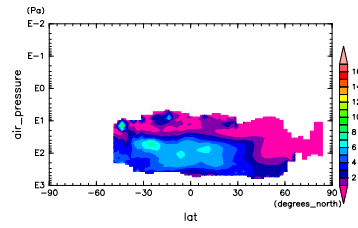


Figure 39: DustDensScledOptDep at 03 LST and $L_s=330^\circ-360^\circ$ by MRO

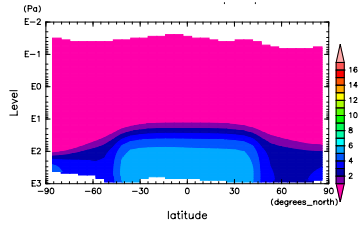


Figure 40: DustDensScledOptDep at 15 LST and $L_s=0^\circ-30^\circ$ by DCPAM

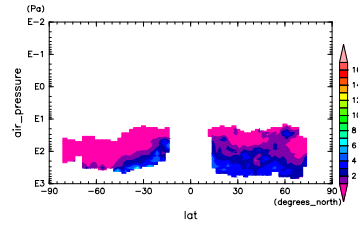


Figure 43: DustDensScledOptDep at 15 LST and $L_s=0^\circ-30^\circ$ by MRO

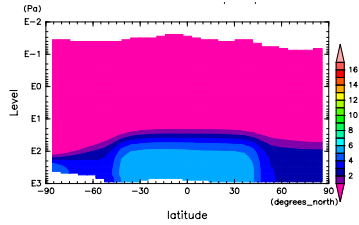


Figure 41: DustDensScledOptDep at 15 LST and $L_s=30^\circ-60^\circ$ by DCPAM

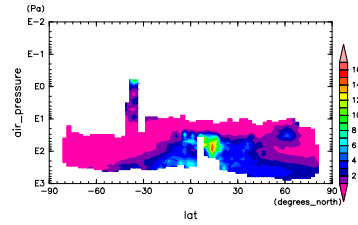


Figure 44: DustDensScledOptDep at 15 LST and $L_s=30^\circ-60^\circ$ by MRO

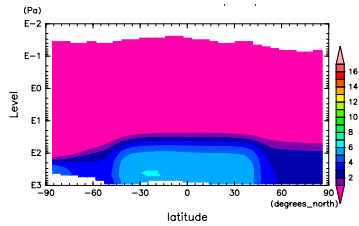


Figure 42: DustDensScledOptDep at 15 LST and $L_s=60^\circ-90^\circ$ by DCPAM

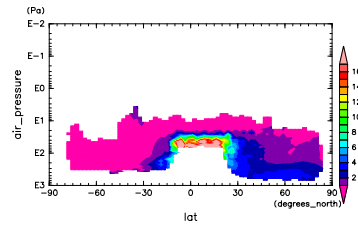


Figure 45: DustDensScledOptDep at 15 LST and $L_s=60^\circ-90^\circ$ by MRO

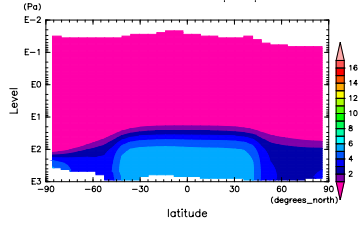


Figure 46: DustDensScledOptDep at 15 LST and $L_s=90^\circ-120^\circ$ by DCPAM

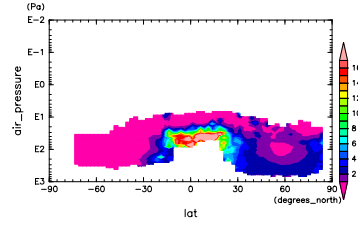


Figure 49: DustDensScledOptDep at 15 LST and $L_s=90^\circ-120^\circ$ by MRO

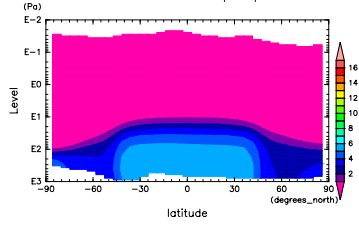


Figure 47: DustDensScledOptDep at 15 LST and $L_s=120^\circ-150^\circ$ by DCPAM

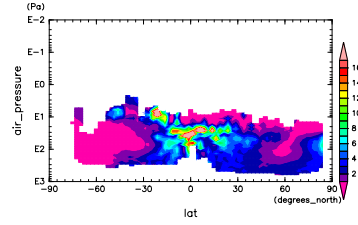


Figure 50: DustDensScledOptDep at 15 LST and $L_s=120^\circ-150^\circ$ by MRO

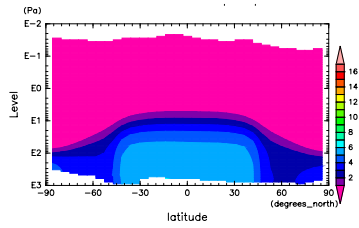


Figure 48: DustDensScledOptDep at 15 LST and $L_s=150^\circ-180^\circ$ by DCPAM

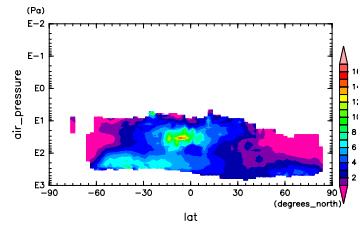


Figure 51: DustDensScledOptDep at 15 LST and $L_s=150^\circ-180^\circ$ by MRO

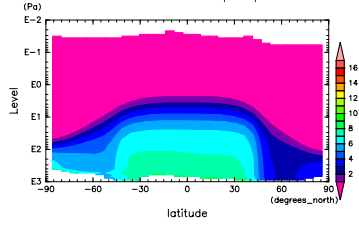


Figure 52: DustDensScledOptDep at 15 LST and $L_s=180^\circ-210^\circ$ by DCPAM

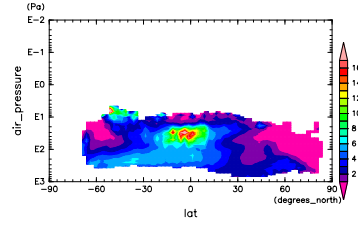


Figure 55: DustDensScledOptDep at 15 LST and $L_s=180^\circ-210^\circ$ by MRO

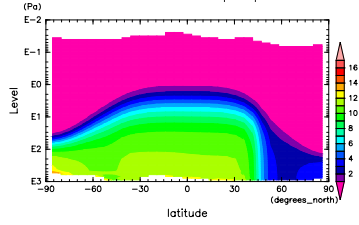


Figure 53: DustDensScledOptDep at 15 LST and $L_s=210^\circ-240^\circ$ by DCPAM

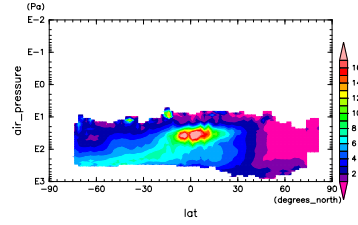


Figure 56: DustDensScledOptDep at 15 LST and $L_s=210^\circ-240^\circ$ by MRO

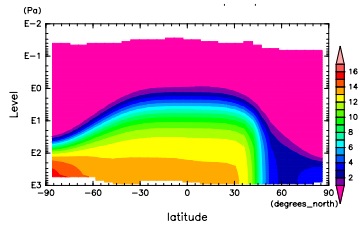


Figure 54: DustDensScledOptDep at 15 LST and $L_s=240^\circ-270^\circ$ by DCPAM

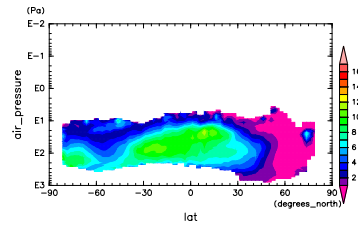


Figure 57: DustDensScledOptDep at 15 LST and $L_s=240^\circ-270^\circ$ by MRO

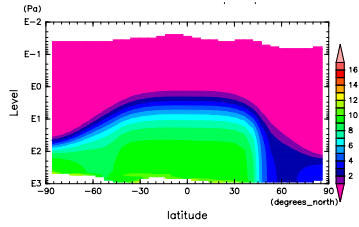


Figure 58: DustDensScledOptDep at 15 LST and $L_s=270^\circ-300^\circ$ by DCPAM

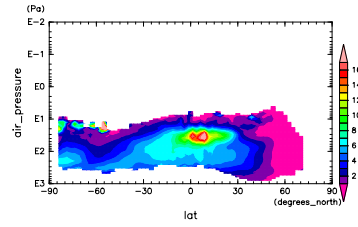


Figure 61: DustDensScledOptDep at 15 LST and $L_s=270^\circ-300^\circ$ by MRO

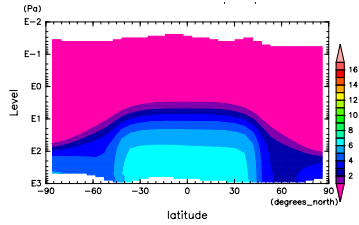


Figure 59: DustDensScledOptDep at 15 LST and $L_s=300^\circ-330^\circ$ by DCPAM

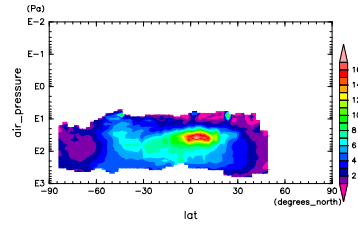


Figure 62: DustDensScledOptDep at 15 LST and $L_s=300^\circ-330^\circ$ by MRO

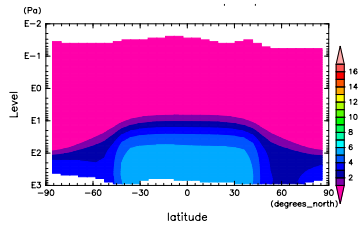


Figure 60: DustDensScledOptDep at 15 LST and $L_s=330^\circ-360^\circ$ by DCPAM

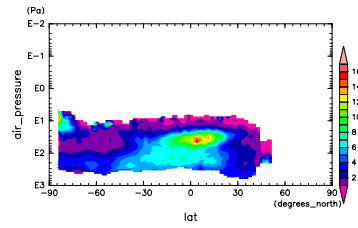


Figure 63: DustDensScledOptDep at 15 LST and $L_s=330^\circ-360^\circ$ by MRO

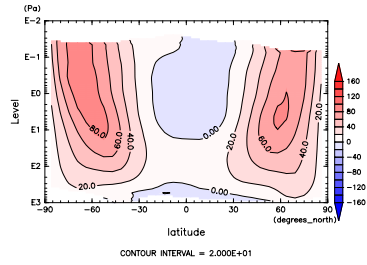


Figure 64: U at $L_s=0^\circ-30^\circ$ by DC-PAM

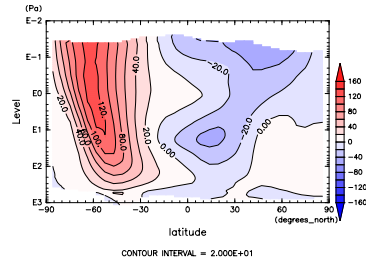


Figure 67: U at $L_s=90^\circ-120^\circ$ by DC-PAM

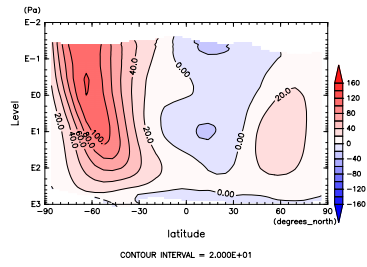


Figure 65: U at $L_s=30^\circ-60^\circ$ by DC-PAM

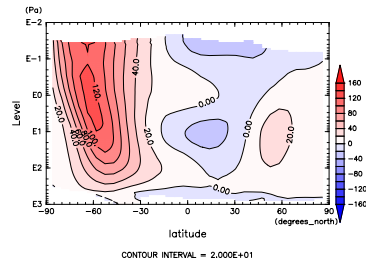


Figure 68: U at $L_s=120^\circ-150^\circ$ by DC-PAM

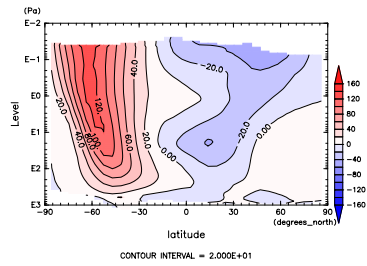


Figure 66: U at $L_s=60^\circ-90^\circ$ by DC-PAM

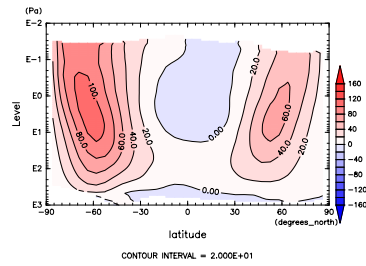


Figure 69: U at $L_s=150^\circ-180^\circ$ by DC-PAM

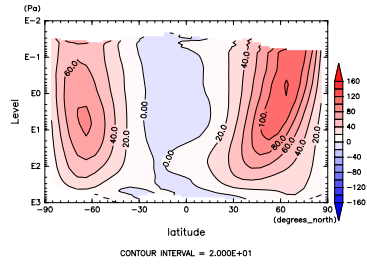


Figure 70: U at $L_s=180^\circ-210^\circ$ by DC-PAM

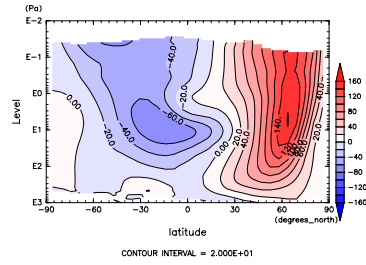


Figure 73: U at $L_s=270^\circ-300^\circ$ by DC-PAM

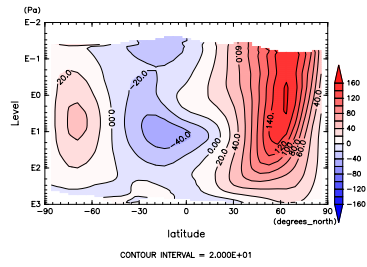


Figure 71: U at $L_s=210^\circ-240^\circ$ by DC-PAM

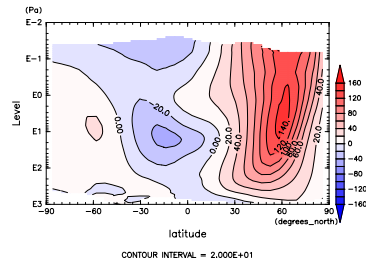


Figure 74: U at $L_s=300^\circ-330^\circ$ by DC-PAM

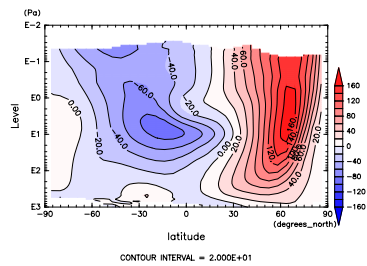


Figure 72: U at $L_s=240^\circ-270^\circ$ by DC-PAM

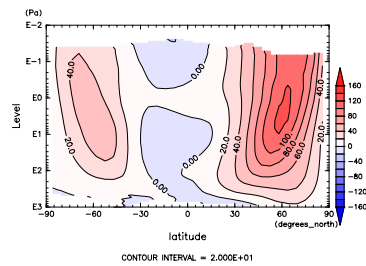


Figure 75: U at $L_s=330^\circ-360^\circ$ by DC-PAM

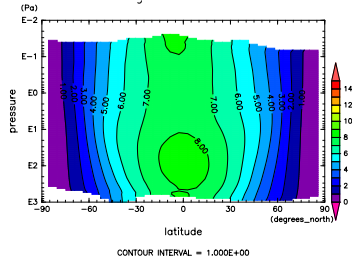


Figure 76: ANG MOM at $L_s=0^\circ-30^\circ$ by DCPAM

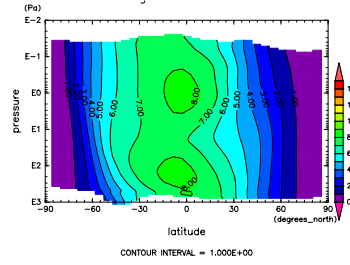


Figure 79: ANG MOM at $L_s=90^\circ-120^\circ$ by DCPAM

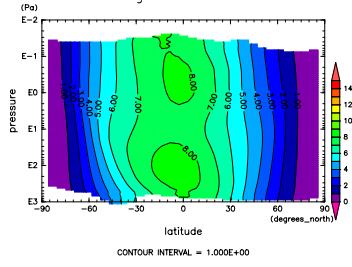


Figure 77: ANG MOM at $L_s=30^\circ-60^\circ$ by DCPAM

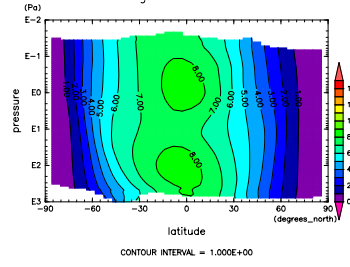


Figure 80: ANG MOM at $L_s=120^\circ-150^\circ$ by DCPAM

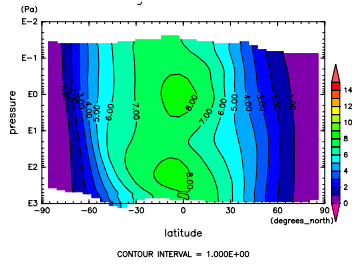


Figure 78: ANG MOM at $L_s=60^\circ-90^\circ$ by DCPAM

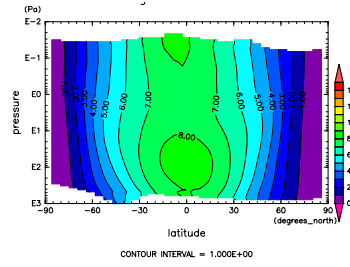


Figure 81: ANG MOM at $L_s=150^\circ-180^\circ$ by DCPAM

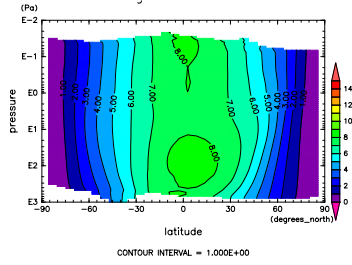


Figure 82: ANG MOM at $L_s=180^\circ-210^\circ$ by DCPAM

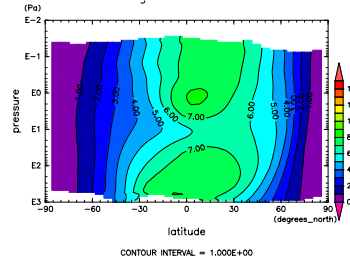


Figure 85: ANG MOM at $L_s=270^\circ-300^\circ$ by DCPAM

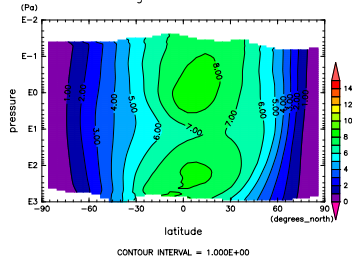


Figure 83: ANG MOM at $L_s=210^\circ-240^\circ$ by DCPAM

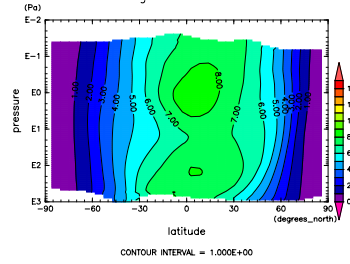


Figure 86: ANG MOM at $L_s=300^\circ-330^\circ$ by DCPAM

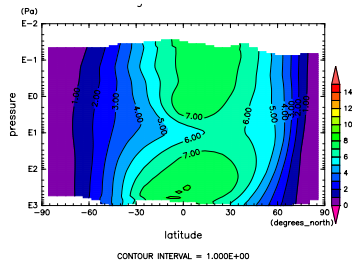


Figure 84: ANG MOM at $L_s=240^\circ-270^\circ$ by DCPAM

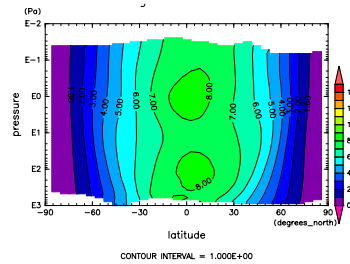


Figure 87: ANG MOM at $L_s=330^\circ-360^\circ$ by DCPAM

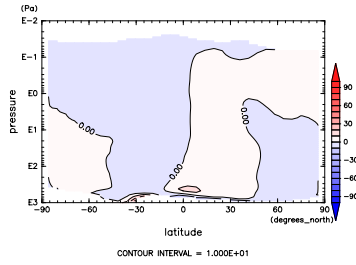


Figure 88: MSF at $L_s=0^\circ-30^\circ$ by DCPAM

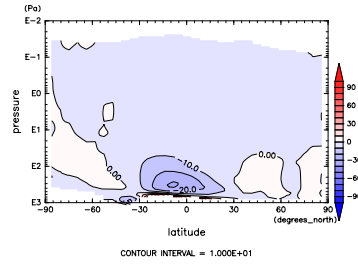


Figure 91: MSF at $L_s=90^\circ-120^\circ$ by DCPAM

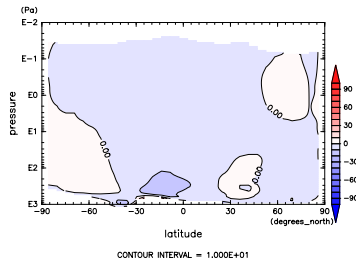


Figure 89: MSF at $L_s=30^\circ-60^\circ$ by DCPAM

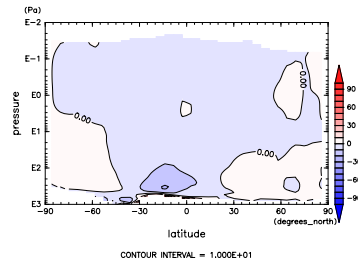


Figure 92: MSF at $L_s=120^\circ-150^\circ$ by DCPAM

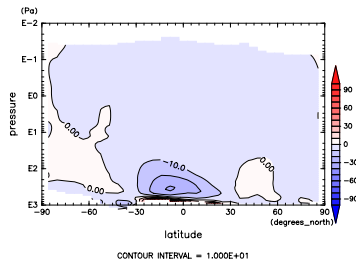


Figure 90: MSF at $L_s=60^\circ-90^\circ$ by DCPAM

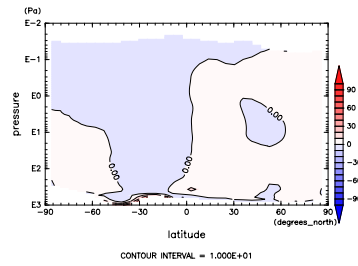


Figure 93: MSF at $L_s=150^\circ-180^\circ$ by DCPAM

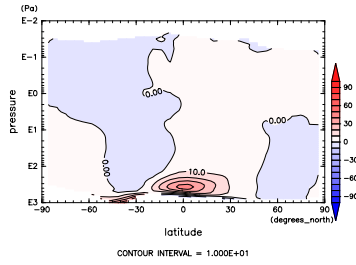


Figure 94: MSF at $L_s=180^\circ-210^\circ$ by DCPAM

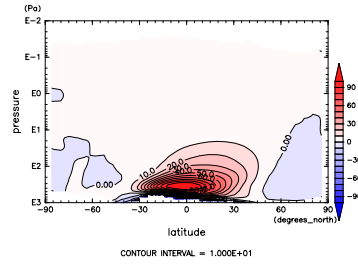


Figure 97: MSF at $L_s=270^\circ-300^\circ$ by DCPAM

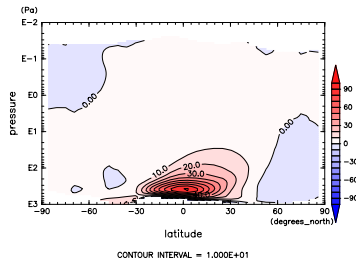


Figure 95: MSF at $L_s=210^\circ-240^\circ$ by DCPAM

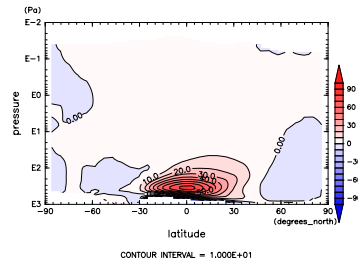


Figure 98: MSF at $L_s=300^\circ-330^\circ$ by DCPAM

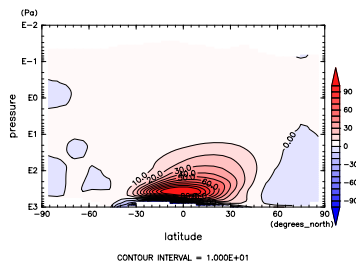


Figure 96: MSF at $L_s=240^\circ-270^\circ$ by DCPAM

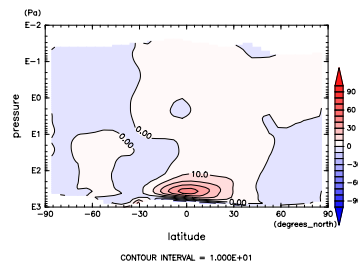


Figure 99: MSF at $L_s=330^\circ-360^\circ$ by DCPAM

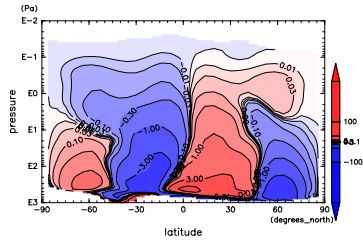


Figure 100: MSF at $L_s=0^\circ-30^\circ$ by DCPAM

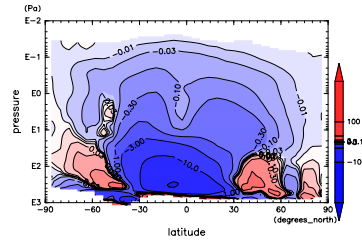


Figure 103: MSF at $L_s=90^\circ-120^\circ$ by DCPAM

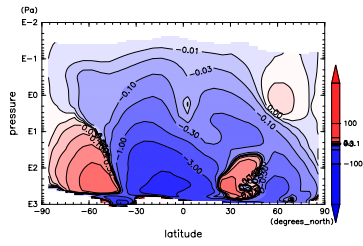


Figure 101: MSF at $L_s=30^\circ-60^\circ$ by DCPAM

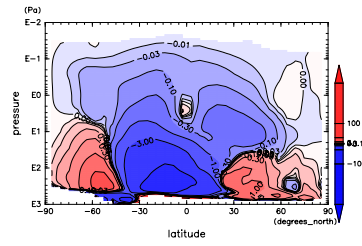


Figure 104: MSF at $L_s=120^\circ-150^\circ$ by DCPAM

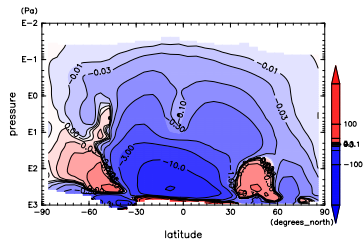


Figure 102: MSF at $L_s=60^\circ-90^\circ$ by DCPAM

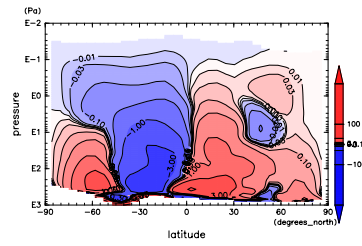


Figure 105: MSF at $L_s=150^\circ-180^\circ$ by DCPAM

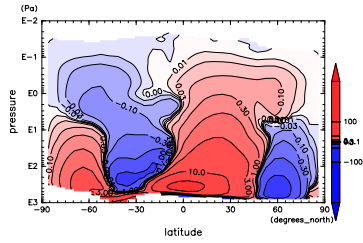


Figure 106: MSF at $L_s=180^\circ-210^\circ$ by DCPAM

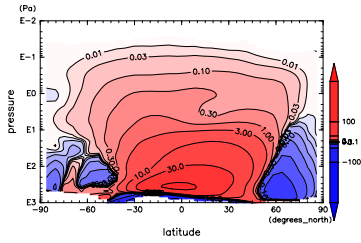


Figure 109: MSF at $L_s=270^\circ-300^\circ$ by DCPAM

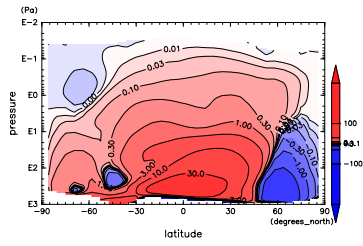


Figure 107: MSF at $L_s=210^\circ-240^\circ$ by DCPAM

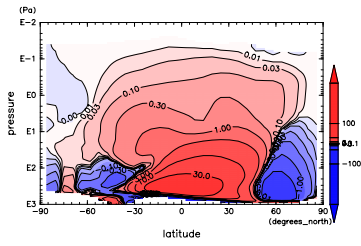


Figure 110: MSF at $L_s=300^\circ-330^\circ$ by DCPAM

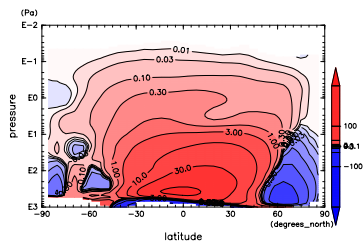


Figure 108: MSF at $L_s=240^\circ-270^\circ$ by DCPAM

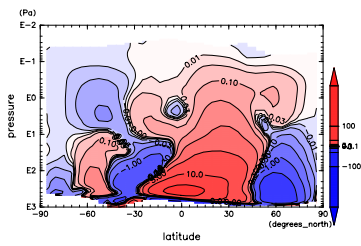


Figure 111: MSF at $L_s=330^\circ-360^\circ$ by DCPAM

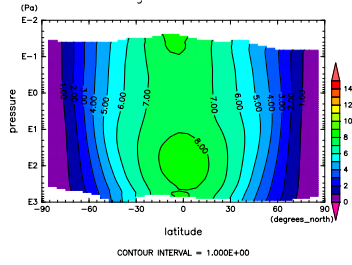


Figure 112: ANG MOM at $L_s=0^\circ-30^\circ$ by DCPAM

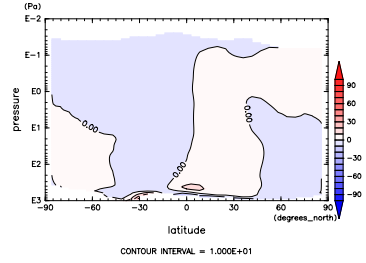


Figure 115: MSF at $L_s=0^\circ-30^\circ$ by DCPAM

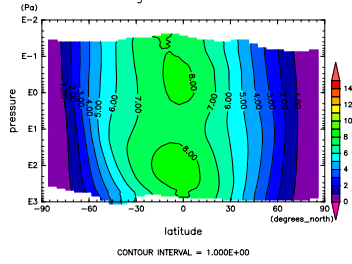


Figure 113: ANG MOM at $L_s=30^\circ-60^\circ$ by DCPAM

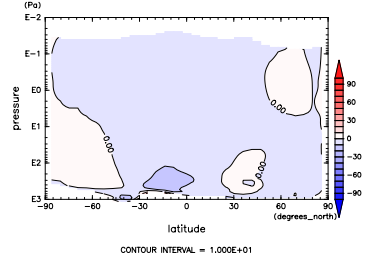


Figure 116: MSF at $L_s=30^\circ-60^\circ$ by DCPAM

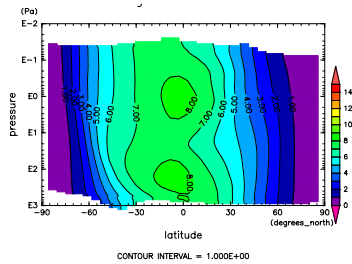


Figure 114: ANG MOM at $L_s=60^\circ-90^\circ$ by DCPAM

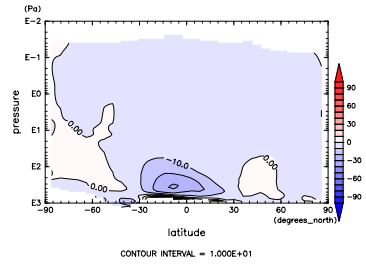


Figure 117: MSF at $L_s=60^\circ-90^\circ$ by DCPAM

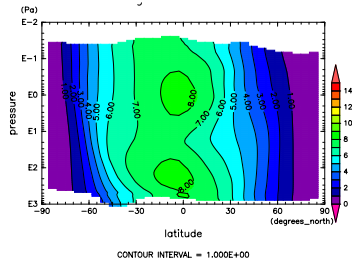


Figure 118: ANG MOM at $L_s=90^\circ-120^\circ$ by DCPAM

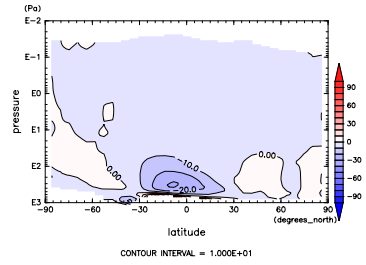


Figure 121: MSF at $L_s=90^\circ-120^\circ$ by DCPAM

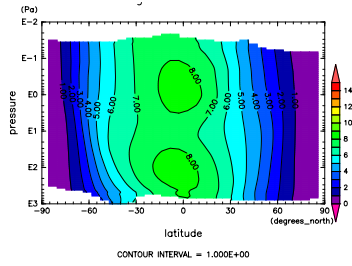


Figure 119: ANG MOM at $L_s=120^\circ-150^\circ$ by DCPAM

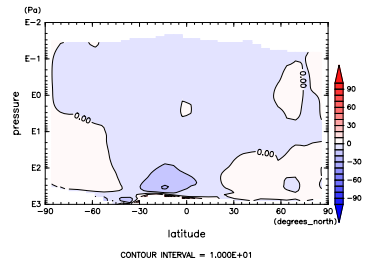


Figure 122: MSF at $L_s=120^\circ-150^\circ$ by DCPAM

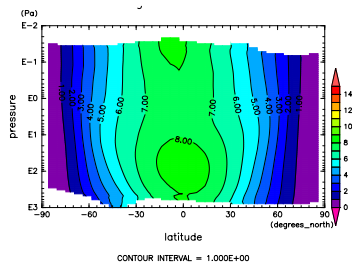


Figure 120: ANG MOM at $L_s=150^\circ-180^\circ$ by DCPAM

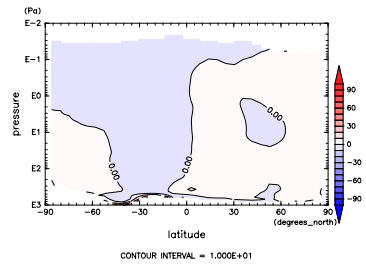


Figure 123: MSF at $L_s=150^\circ-180^\circ$ by DCPAM

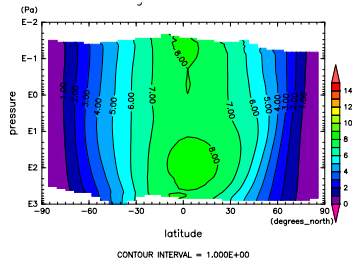


Figure 124: ANG MOM at $L_s=180^\circ-210^\circ$ by DCPAM

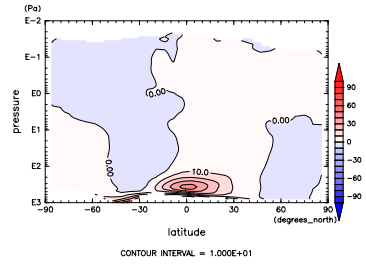


Figure 127: MSF at $L_s=180^\circ-210^\circ$ by DCPAM

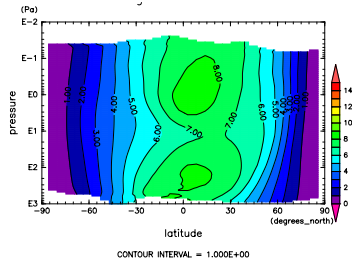


Figure 125: ANG MOM at $L_s=210^\circ-240^\circ$ by DCPAM

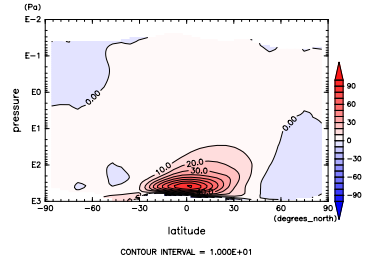


Figure 128: MSF at $L_s=210^\circ-240^\circ$ by DCPAM

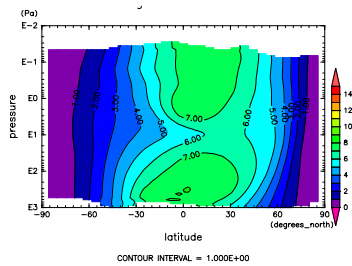


Figure 126: ANG MOM at $L_s=240^\circ-270^\circ$ by DCPAM

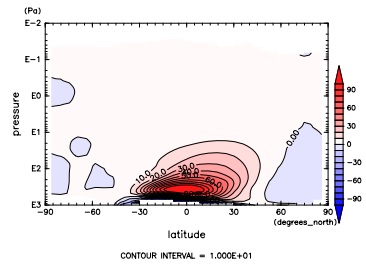


Figure 129: MSF at $L_s=240^\circ-270^\circ$ by DCPAM

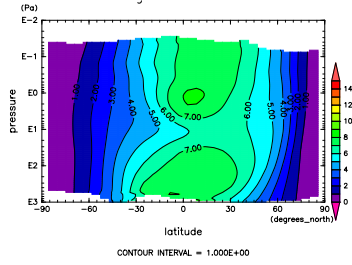


Figure 130: ANG MOM at $L_s=270^\circ-300^\circ$ by DCPAM

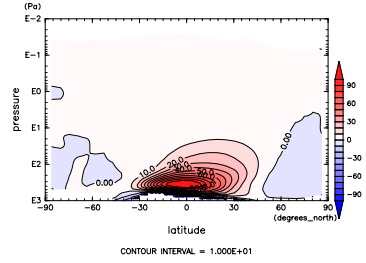


Figure 133: MSF at $L_s=270^\circ-300^\circ$ by DCPAM

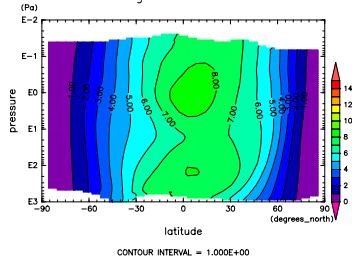


Figure 131: ANG MOM at $L_s=300^\circ-330^\circ$ by DCPAM

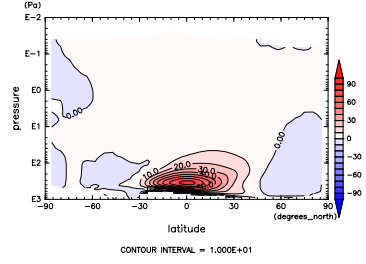


Figure 134: MSF at $L_s=300^\circ-330^\circ$ by DCPAM

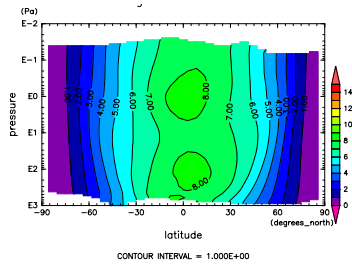


Figure 132: ANG MOM at $L_s=330^\circ-360^\circ$ by DCPAM

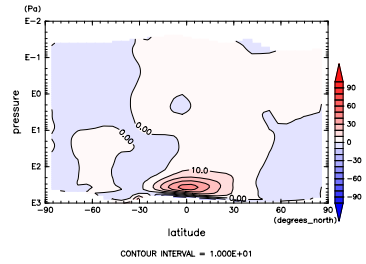


Figure 135: MSF at $L_s=330^\circ-360^\circ$ by DCPAM

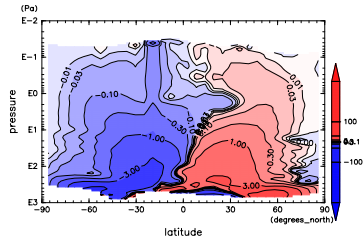


Figure 136: MSF at $L_s=0^\circ-30^\circ$ by DCPAM

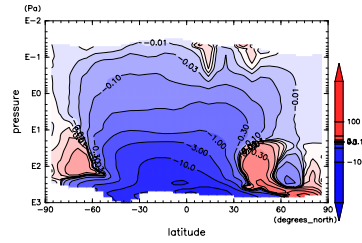


Figure 139: MSF at $L_s=90^\circ-120^\circ$ by DCPAM

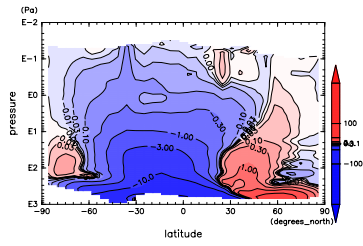


Figure 137: MSF at $L_s=30^\circ-60^\circ$ by DCPAM

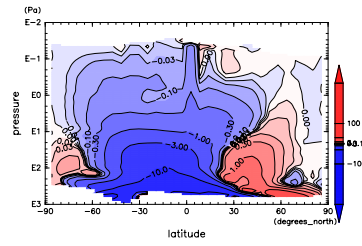


Figure 140: MSF at $L_s=120^\circ-150^\circ$ by DCPAM

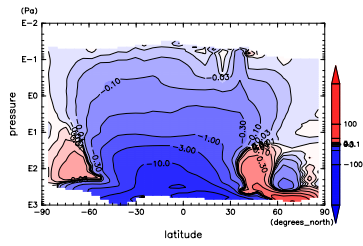


Figure 138: MSF at $L_s=60^\circ-90^\circ$ by DCPAM

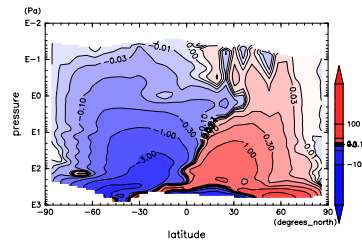


Figure 141: MSF at $L_s=150^\circ-180^\circ$ by DCPAM

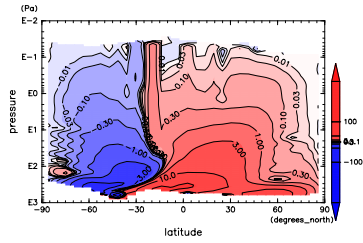


Figure 142: MSF at $L_s=180^\circ-210^\circ$ by DCPAM

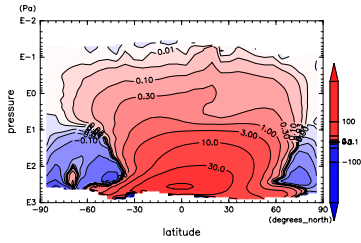


Figure 145: MSF at $L_s=270^\circ-300^\circ$ by DCPAM

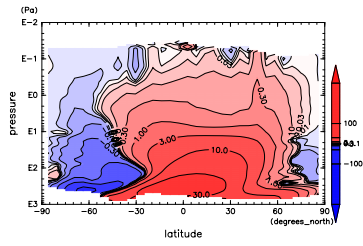


Figure 143: MSF at $L_s=210^\circ-240^\circ$ by DCPAM

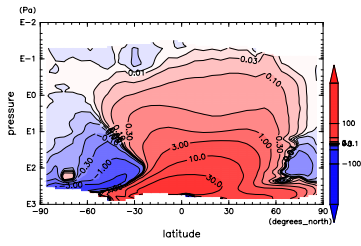


Figure 146: MSF at $L_s=300^\circ-330^\circ$ by DCPAM

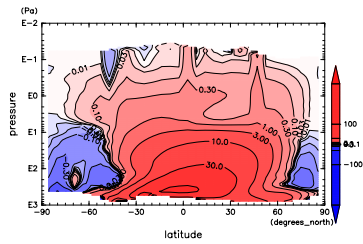


Figure 144: MSF at $L_s=240^\circ-270^\circ$ by DCPAM

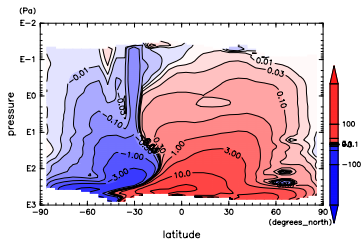


Figure 147: MSF at $L_s=330^\circ-360^\circ$ by DCPAM

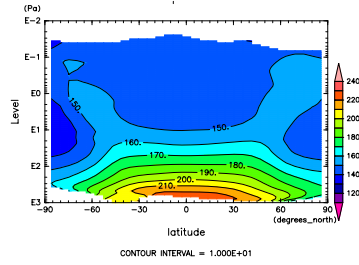


Figure 148: Temp at $L_s=0^\circ-30^\circ$ by DCPAM

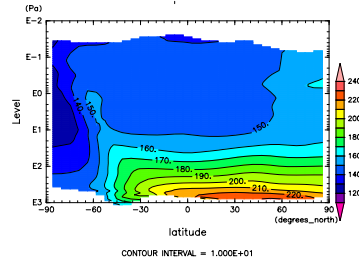


Figure 151: Temp at $L_s=90^\circ-120^\circ$ by DCPAM

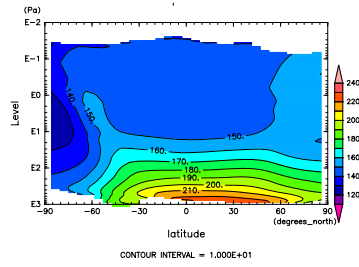


Figure 149: Temp at $L_s=30^\circ-60^\circ$ by DCPAM

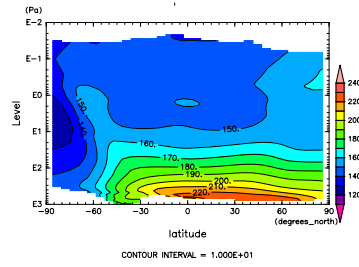


Figure 152: Temp at $L_s=120^\circ-150^\circ$ by DCPAM

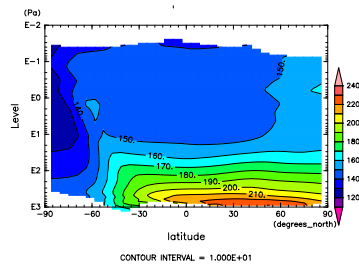


Figure 150: Temp at $L_s=60^\circ-90^\circ$ by DCPAM

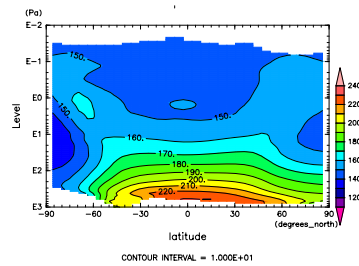


Figure 153: Temp at $L_s=150^\circ-180^\circ$ by DCPAM

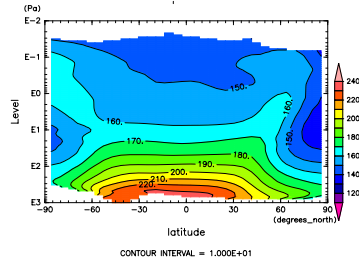


Figure 154: Temp at $L_S=180^\circ-210^\circ$ by DCPAM

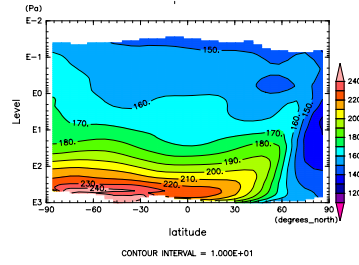


Figure 157: Temp at $L_S=270^\circ-300^\circ$ by DCPAM

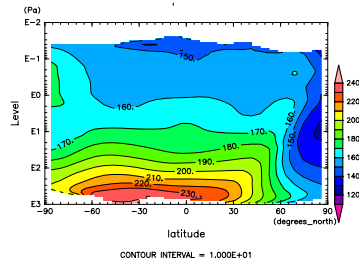


Figure 155: Temp at $L_S=210^\circ-240^\circ$ by DCPAM

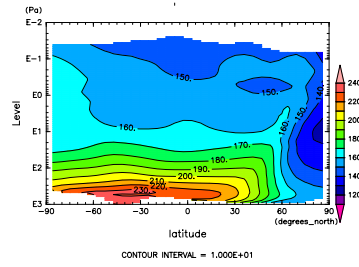


Figure 158: Temp at $L_S=300^\circ-330^\circ$ by DCPAM

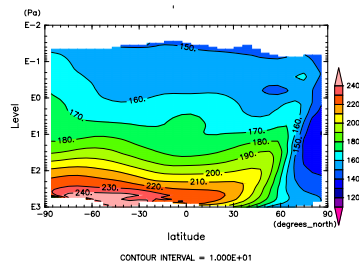


Figure 156: Temp at $L_S=240^\circ-270^\circ$ by DCPAM

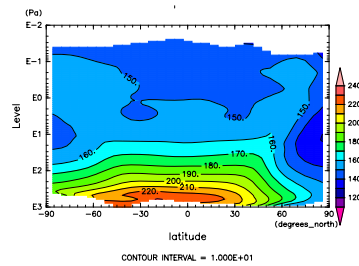


Figure 159: Temp at $L_S=330^\circ-360^\circ$ by DCPAM

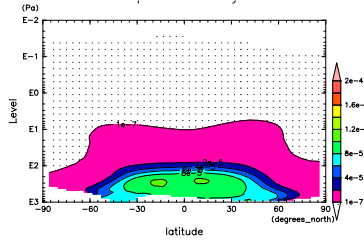


Figure 160: QH2OVap at $L_s=0^\circ-30^\circ$ by DCPAM

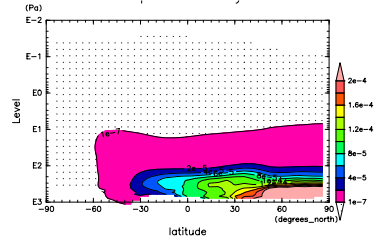


Figure 163: QH2OVap at $L_s=90^\circ-120^\circ$ by DCPAM

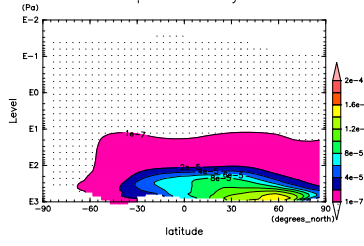


Figure 161: QH2OVap at $L_s=30^\circ-60^\circ$ by DCPAM

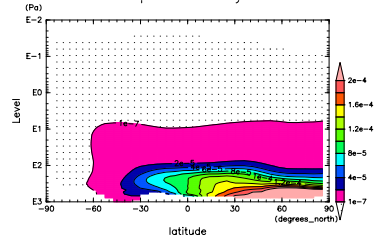


Figure 164: QH2OVap at $L_s=120^\circ-150^\circ$ by DCPAM

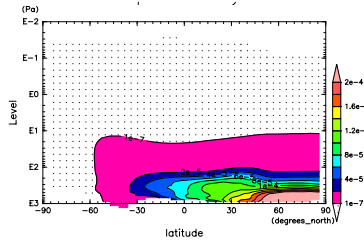


Figure 162: QH2OVap at $L_s=60^\circ-90^\circ$ by DCPAM

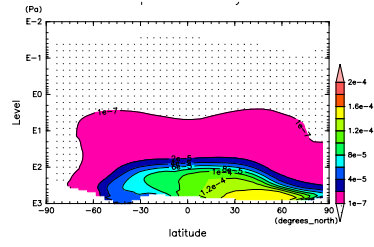


Figure 165: QH2OVap at $L_s=150^\circ-180^\circ$ by DCPAM

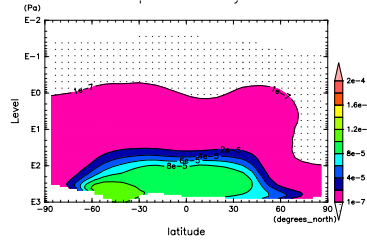


Figure 166: QH2OVap at $L_s=180^\circ-210^\circ$ by DCPAM

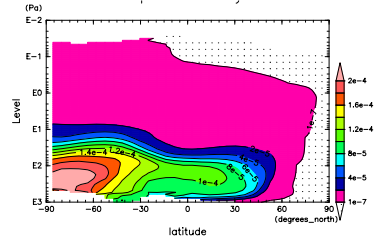


Figure 169: QH2OVap at $L_s=270^\circ-300^\circ$ by DCPAM

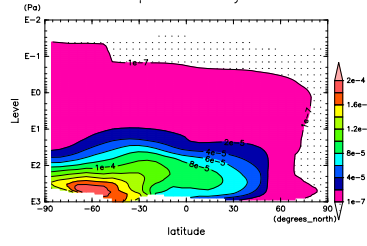


Figure 167: QH2OVap at $L_s=210^\circ-240^\circ$ by DCPAM

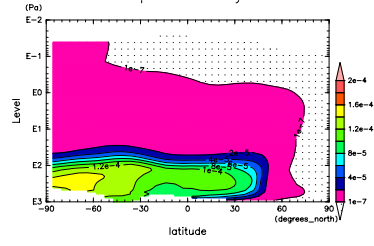


Figure 170: QH2OVap at $L_s=300^\circ-330^\circ$ by DCPAM

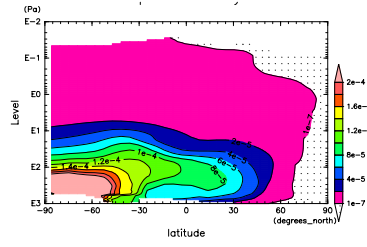


Figure 168: QH2OVap at $L_s=240^\circ-270^\circ$ by DCPAM

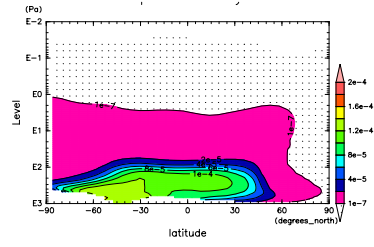


Figure 171: QH2OVap at $L_s=330^\circ-360^\circ$ by DCPAM

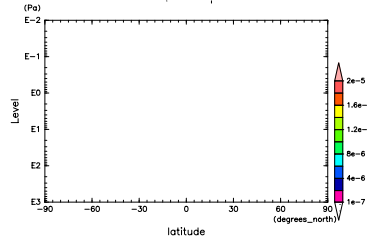


Figure 172: QH2OLiq at $L_s=0^\circ-30^\circ$ by DCPAM

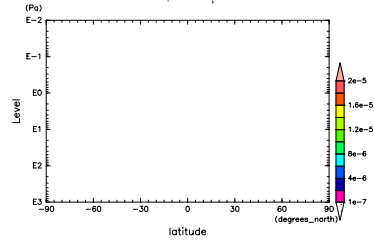


Figure 175: QH2OLiq at $L_s=90^\circ-120^\circ$ by DCPAM

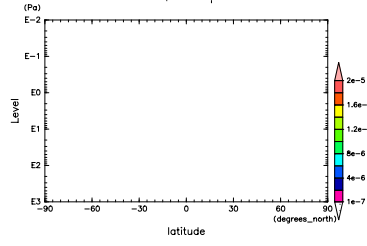


Figure 173: QH2OLiq at $L_s=30^\circ-60^\circ$ by DCPAM

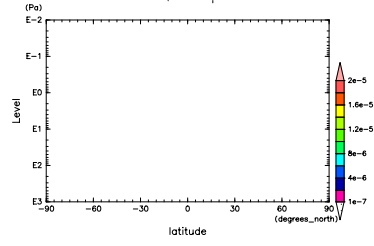


Figure 176: QH2OLiq at $L_s=120^\circ-150^\circ$ by DCPAM

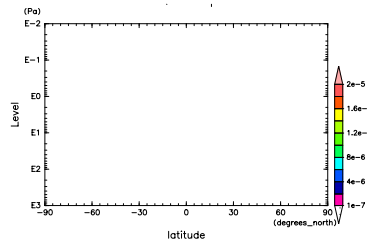


Figure 174: QH2OLiq at $L_s=60^\circ-90^\circ$ by DCPAM

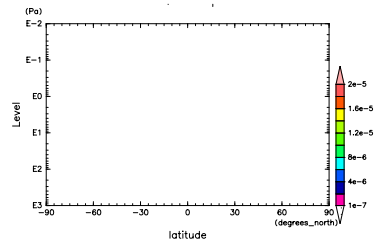


Figure 177: QH2OLiq at $L_s=150^\circ-180^\circ$ by DCPAM

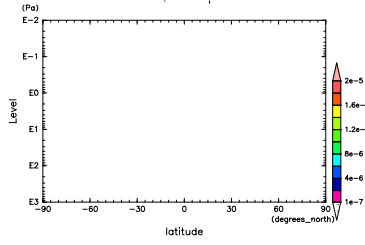


Figure 178: QH2OLiq at $L_s=180^\circ-210^\circ$ by DCPAM

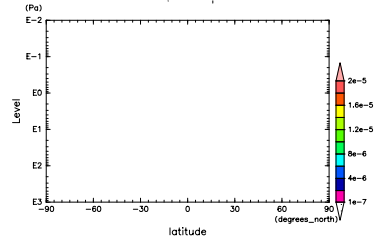


Figure 181: QH2OLiq at $L_s=270^\circ-300^\circ$ by DCPAM

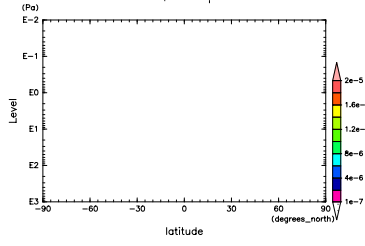


Figure 179: QH2OLiq at $L_s=210^\circ-240^\circ$ by DCPAM

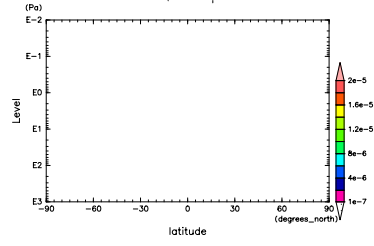


Figure 182: QH2OLiq at $L_s=300^\circ-330^\circ$ by DCPAM

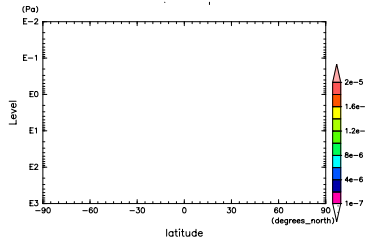


Figure 180: QH2OLiq at $L_s=240^\circ-270^\circ$ by DCPAM

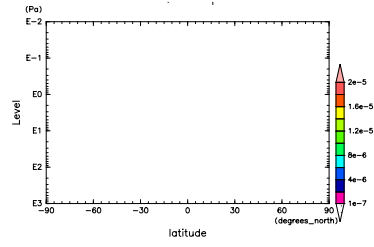


Figure 183: QH2OLiq at $L_s=330^\circ-360^\circ$ by DCPAM

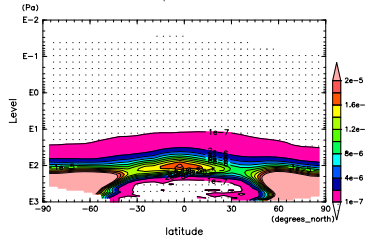


Figure 184: QH2OSol at $L_s=0^\circ-30^\circ$ by DCPAM

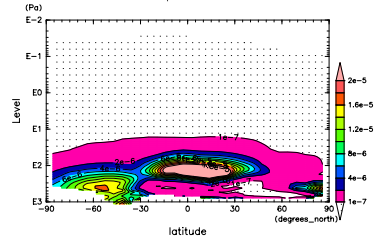


Figure 187: QH2OSol at $L_s=90^\circ-120^\circ$ by DCPAM

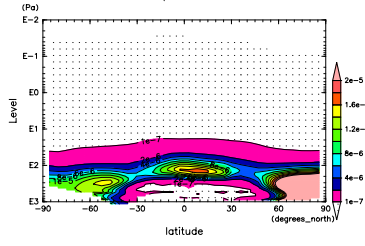


Figure 185: QH2OSol at $L_s=30^\circ-60^\circ$ by DCPAM

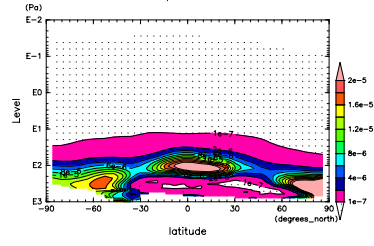


Figure 188: QH2OSol at $L_s=120^\circ-150^\circ$ by DCPAM

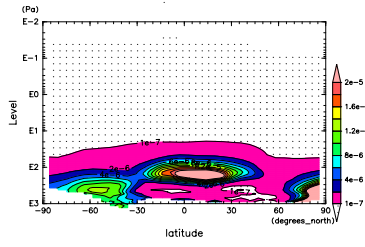


Figure 186: QH2OSol at $L_s=60^\circ-90^\circ$ by DCPAM

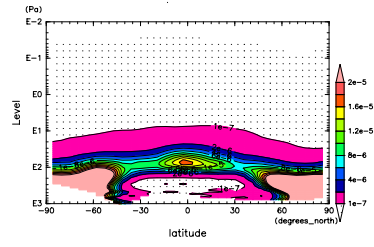


Figure 189: QH2OSol at $L_s=150^\circ-180^\circ$ by DCPAM

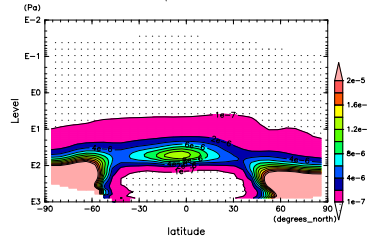


Figure 190: QH2OSol at $L_s=180^\circ-210^\circ$ by DCPAM

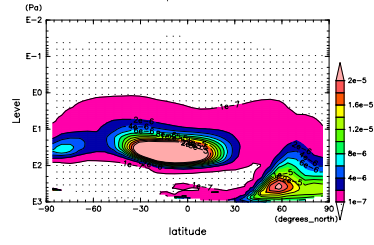


Figure 193: QH2OSol at $L_s=270^\circ-300^\circ$ by DCPAM

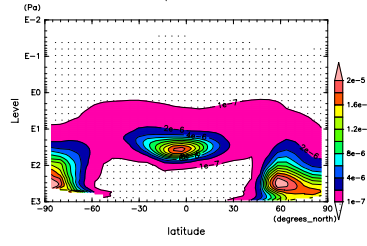


Figure 191: QH2OSol at $L_s=210^\circ-240^\circ$ by DCPAM

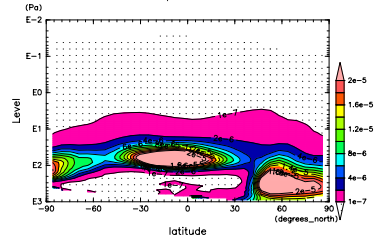


Figure 194: QH2OSol at $L_s=300^\circ-330^\circ$ by DCPAM

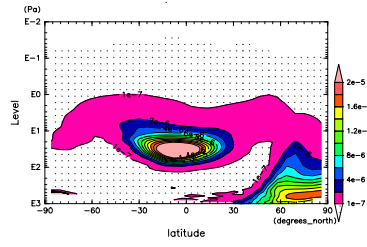


Figure 192: QH2OSol at $L_s=240^\circ-270^\circ$ by DCPAM

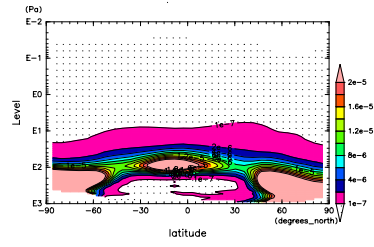


Figure 195: QH2OSol at $L_s=330^\circ-360^\circ$ by DCPAM

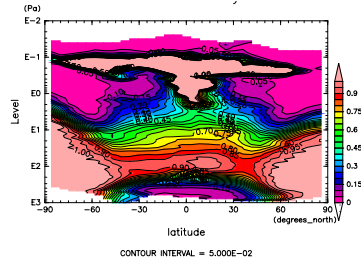


Figure 196: RH at $L_s=0^\circ-30^\circ$ by DCPAM

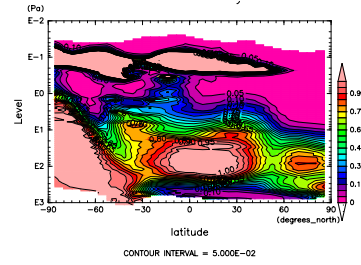


Figure 199: RH at $L_s=90^\circ-120^\circ$ by DCPAM

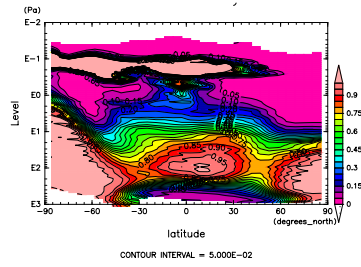


Figure 197: RH at $L_s=30^\circ-60^\circ$ by DCPAM

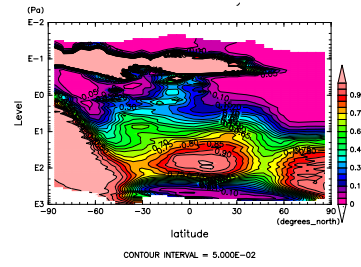


Figure 200: RH at $L_s=120^\circ-150^\circ$ by DCPAM

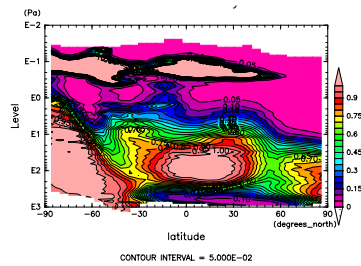


Figure 198: RH at $L_s=60^\circ-90^\circ$ by DCPAM

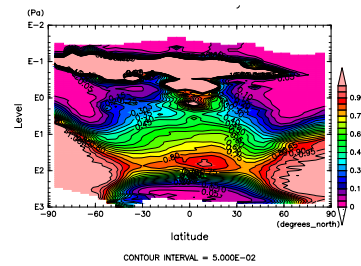


Figure 201: RH at $L_s=150^\circ-180^\circ$ by DCPAM

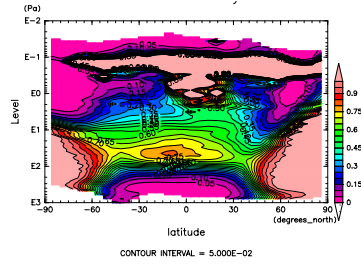


Figure 202: RH at $L_s=180^\circ-210^\circ$ by DCPAM

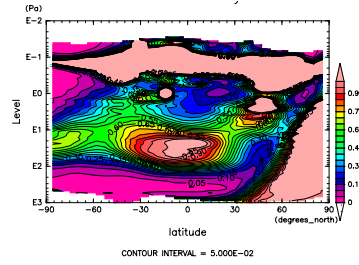


Figure 205: RH at $L_s=270^\circ-300^\circ$ by DCPAM

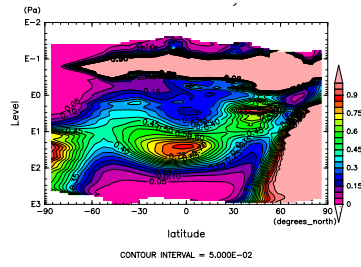


Figure 203: RH at $L_s=210^\circ-240^\circ$ by DCPAM

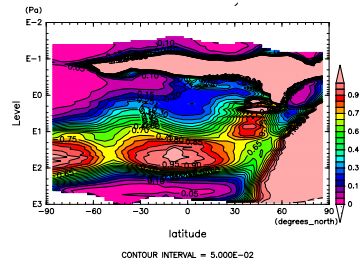


Figure 206: RH at $L_s=300^\circ-330^\circ$ by DCPAM

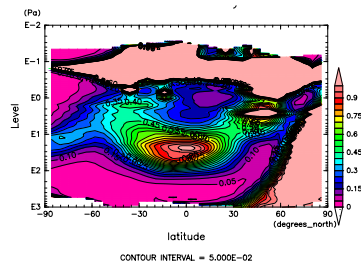


Figure 204: RH at $L_s=240^\circ-270^\circ$ by DCPAM

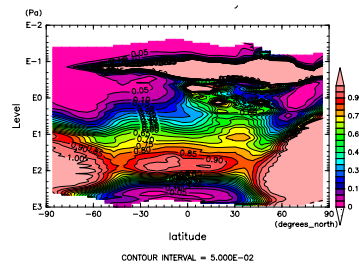


Figure 207: RH at $L_s=330^\circ-360^\circ$ by DCPAM

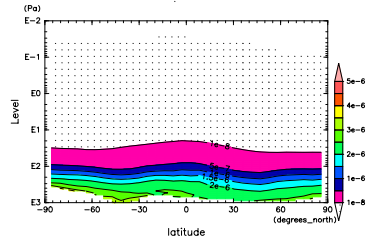


Figure 208: QDust at $L_s=0^\circ-30^\circ$ by DCPAM

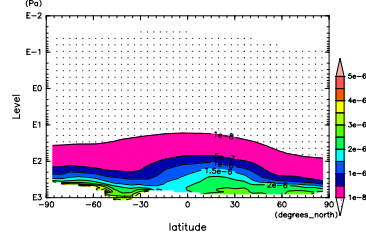


Figure 211: QDust at $L_s=90^\circ-120^\circ$ by DCPAM

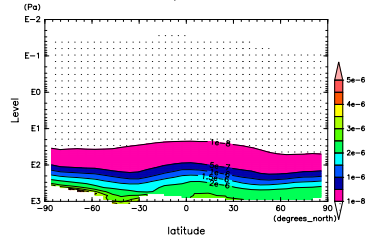


Figure 209: QDust at $L_s=30^\circ-60^\circ$ by DCPAM

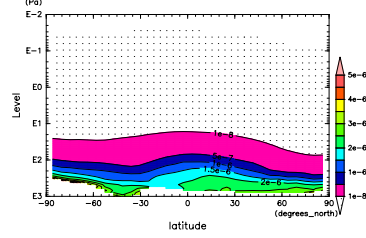


Figure 212: QDust at $L_s=120^\circ-150^\circ$ by DCPAM

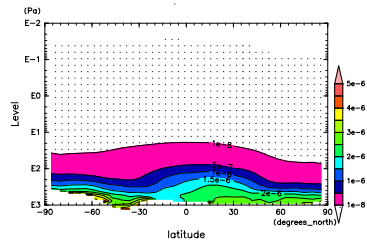


Figure 210: QDust at $L_s=60^\circ-90^\circ$ by DCPAM

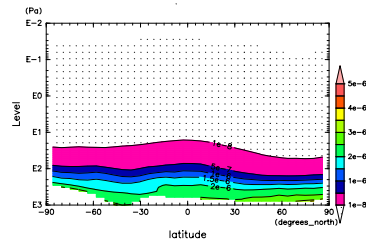


Figure 213: QDust at $L_s=150^\circ-180^\circ$ by DCPAM

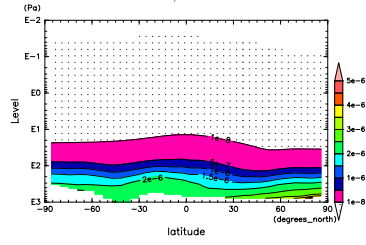


Figure 214: QDust at $L_S=180^\circ-210^\circ$ by DCPAM

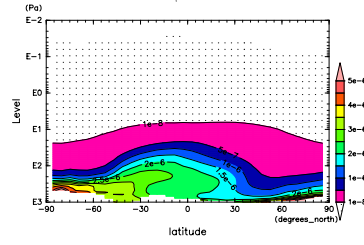


Figure 217: QDust at $L_S=270^\circ-300^\circ$ by DCPAM

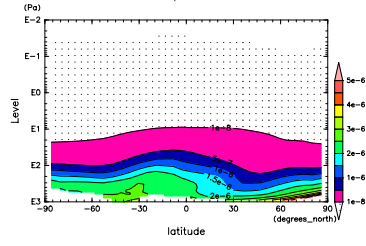


Figure 215: QDust at $L_S=210^\circ-240^\circ$ by DCPAM

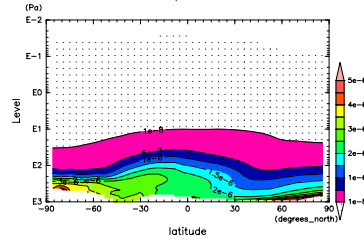


Figure 218: QDust at $L_S=300^\circ-330^\circ$ by DCPAM

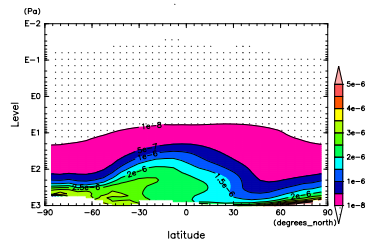


Figure 216: QDust at $L_S=240^\circ-270^\circ$ by DCPAM

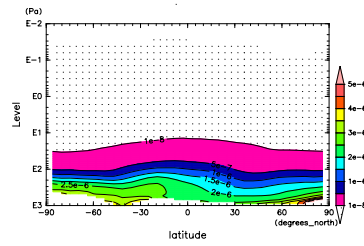


Figure 219: QDust at $L_S=330^\circ-360^\circ$ by DCPAM

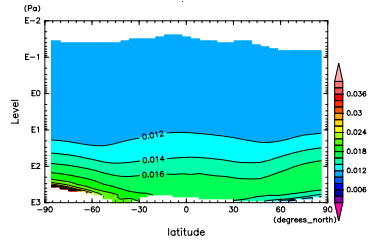


Figure 220: QAr at $L_s=0^\circ-30^\circ$ by DCPAM

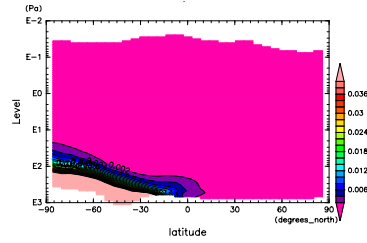


Figure 223: QAr at $L_s=90^\circ-120^\circ$ by DCPAM

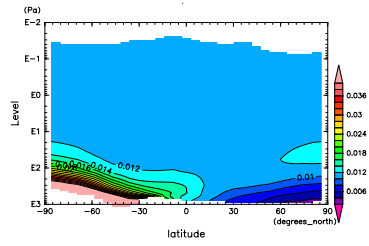


Figure 221: QAr at $L_s=30^\circ-60^\circ$ by DCPAM

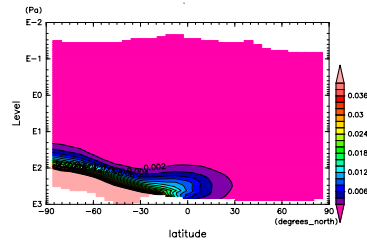


Figure 224: QAr at $L_s=120^\circ-150^\circ$ by DCPAM

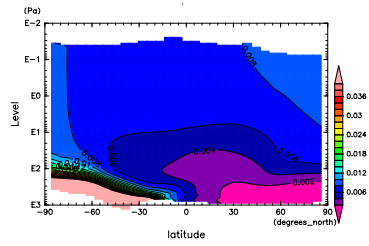


Figure 222: QAr at $L_s=60^\circ-90^\circ$ by DCPAM

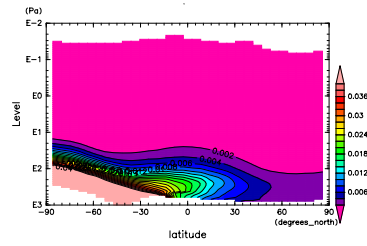


Figure 225: QAr at $L_s=150^\circ-180^\circ$ by DCPAM

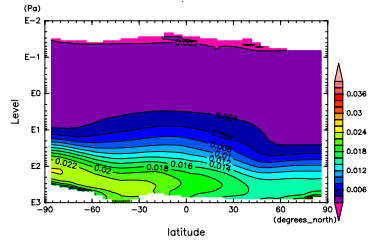


Figure 226: QAr at $L_s=180^\circ-210^\circ$ by DCPAM

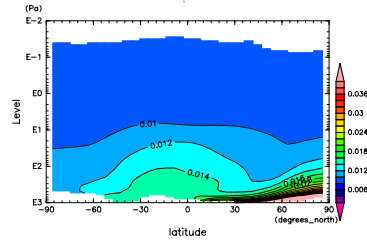


Figure 229: QAr at $L_s=270^\circ-300^\circ$ by DCPAM

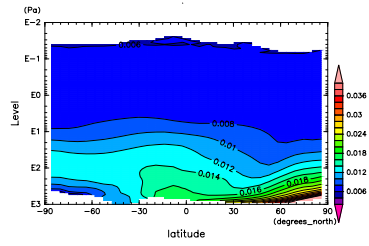


Figure 227: QAr at $L_s=210^\circ-240^\circ$ by DCPAM

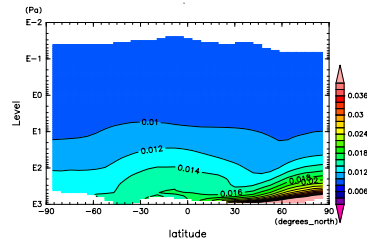


Figure 230: QAr at $L_s=300^\circ-330^\circ$ by DCPAM

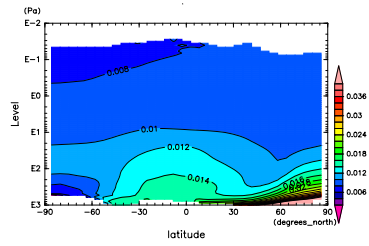


Figure 228: QAr at $L_s=240^\circ-270^\circ$ by DCPAM

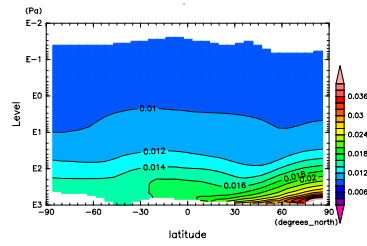


Figure 231: QAr at $L_s=330^\circ-360^\circ$ by DCPAM

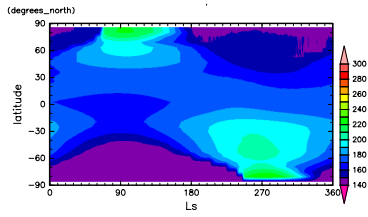


Figure 232: T_s at 02 LST by DCPAM

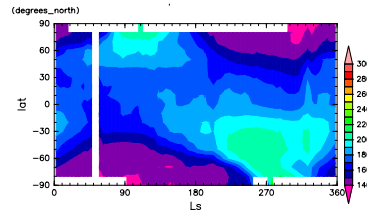


Figure 234: T_s at 02 LST by MGS

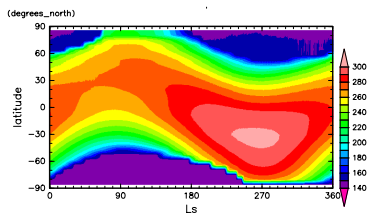


Figure 233: T_s at 14 LST by DCPAM

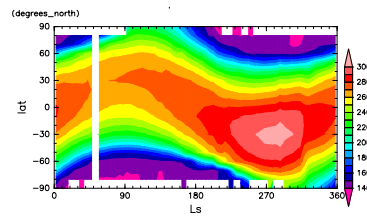


Figure 235: T_s at 14 LST by MGS

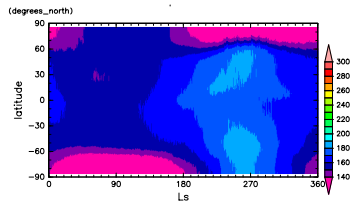


Figure 236: T at 18 Pa and at 02 LST by DCPAM

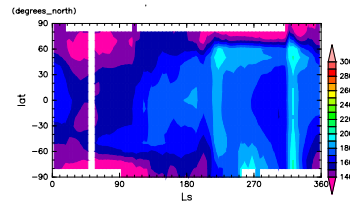


Figure 240: T at 18 Pa and at 02 LST by MGS

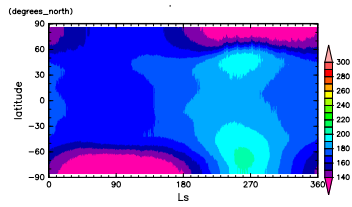


Figure 237: T at 50 Pa and at 02 LST by DCPAM

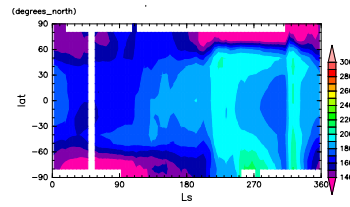


Figure 241: T at 50 Pa and at 02 LST by MGS

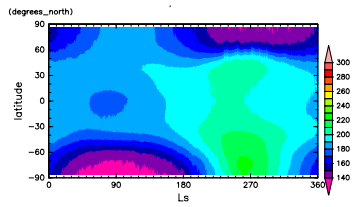


Figure 238: T at 136 Pa and at 02 LST by DCPAM

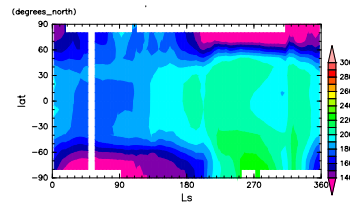


Figure 242: T at 136 Pa and at 02 LST by MGS

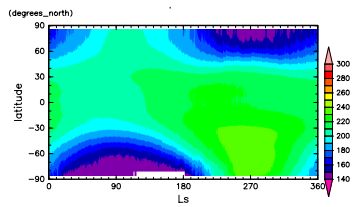


Figure 239: T at 370 Pa and at 02 LST by DCPAM

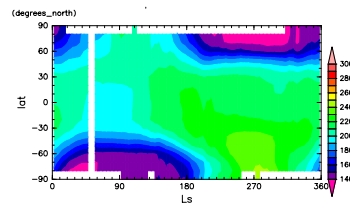


Figure 243: T at 370 Pa and at 02 LST by MGS

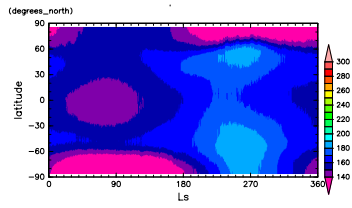


Figure 244: T at 18 Pa and at 14 LST by DCPAM

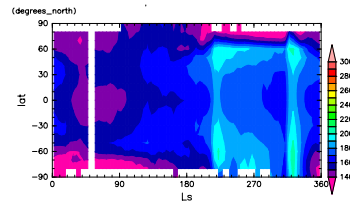


Figure 248: T at 18 Pa and at 14 LST by MGS

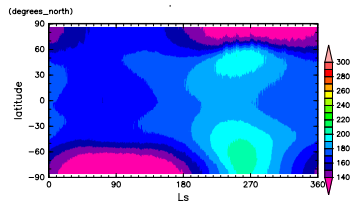


Figure 245: T at 50 Pa and at 14 LST by DCPAM

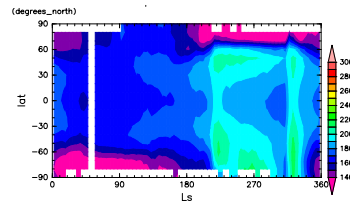


Figure 249: T at 50 Pa and at 14 LST by MGS

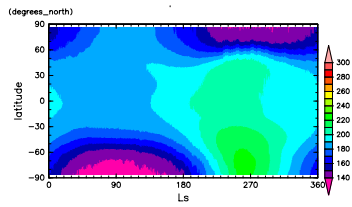


Figure 246: T at 136 Pa and at 14 LST by DCPAM

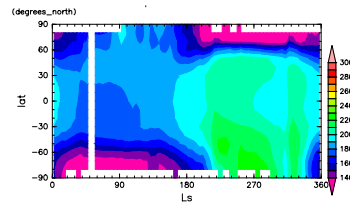


Figure 250: T at 136 Pa and at 14 LST by MGS

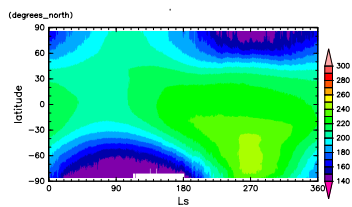


Figure 247: T at 370 Pa and at 14 LST by DCPAM

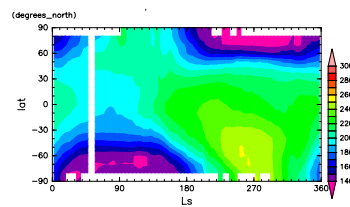


Figure 251: T at 370 Pa and at 14 LST by MGS

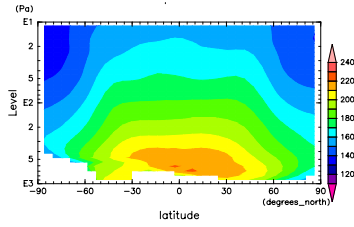


Figure 252: Temp at 02 LST and Ls=0°-30° by DCPAM

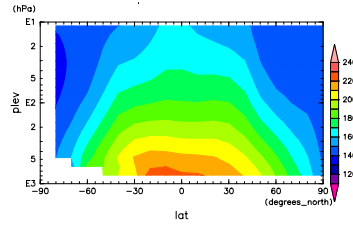


Figure 255: Temp at 02 LST and Ls=0°-30° by MGS

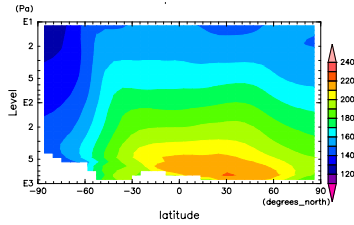


Figure 253: Temp at 02 LST and Ls=30°-60° by DCPAM

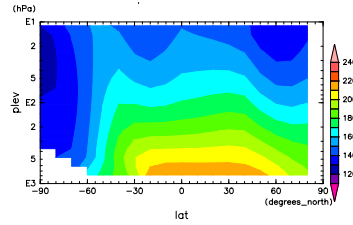


Figure 256: Temp at 02 LST and Ls=30°-60° by MGS

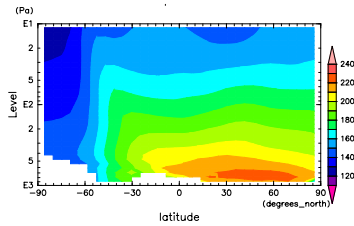


Figure 254: Temp at 02 LST and Ls=60°-90° by DCPAM

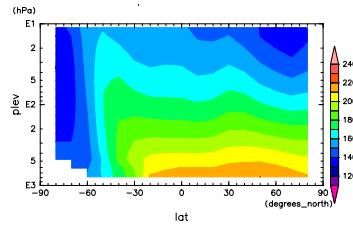


Figure 257: Temp at 02 LST and Ls=60°-90° by MGS

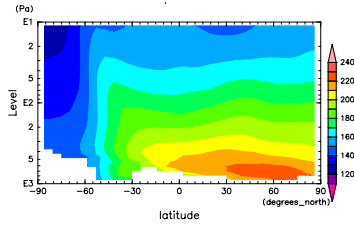


Figure 258: Temp at 02 LST and Ls=90°-120° by DCPAM

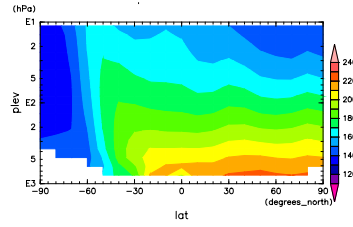


Figure 261: Temp at 02 LST and Ls=90°-120° by MGS

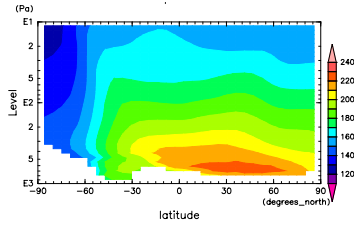


Figure 259: Temp at 02 LST and Ls=120°-150° by DCPAM

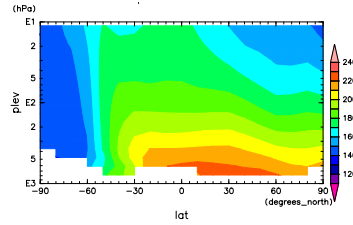


Figure 262: Temp at 02 LST and Ls=120°-150° by MGS

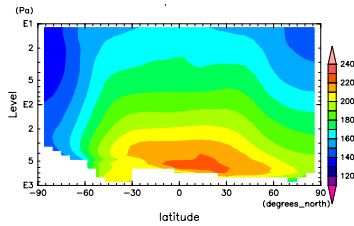


Figure 260: Temp at 02 LST and Ls=150°-180° by DCPAM

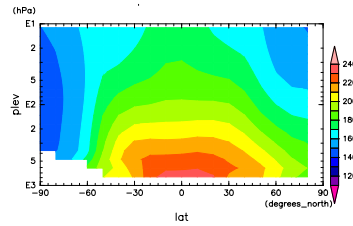


Figure 263: Temp at 02 LST and Ls=150°-180° by MGS

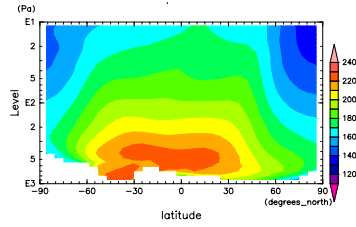


Figure 264: Temp at 02 LST and Ls=180°-210° by DCPAM

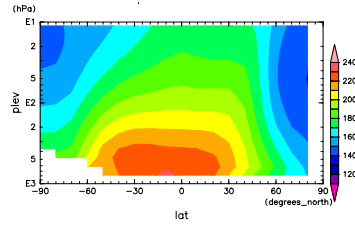


Figure 267: Temp at 02 LST and Ls=180°-210° by MGS

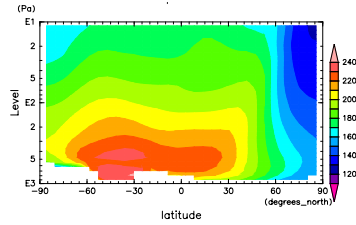


Figure 265: Temp at 02 LST and Ls=210°-240° by DCPAM

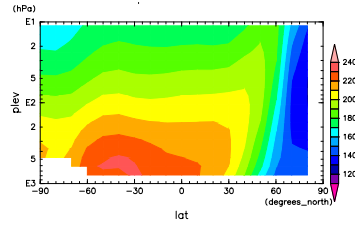


Figure 268: Temp at 02 LST and Ls=210°-240° by MGS

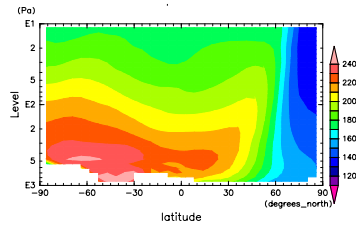


Figure 266: Temp at 02 LST and Ls=240°-270° by DCPAM

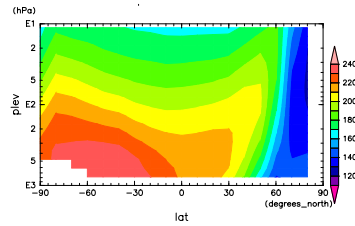


Figure 269: Temp at 02 LST and Ls=240°-270° by MGS

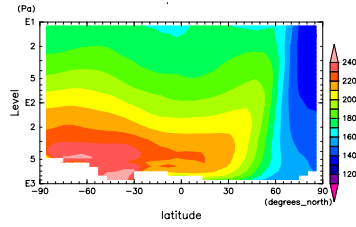


Figure 270: Temp at 02 LST and Ls=270°-300° by DCPAM

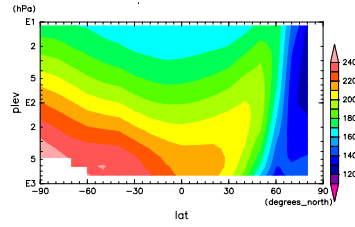


Figure 273: Temp at 02 LST and Ls=270°-300° by MGS

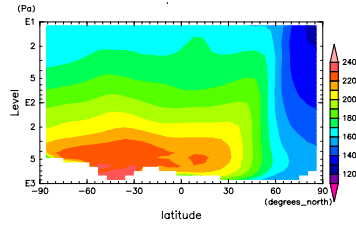


Figure 271: Temp at 02 LST and Ls=300°-330° by DCPAM

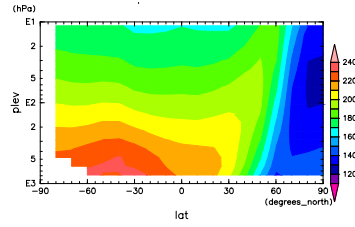


Figure 274: Temp at 02 LST and Ls=300°-330° by MGS

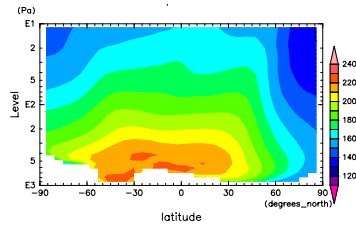


Figure 272: Temp at 02 LST and Ls=330°-360° by DCPAM

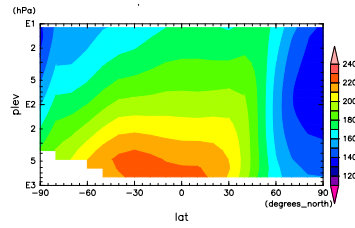


Figure 275: Temp at 02 LST and Ls=330°-360° by MGS

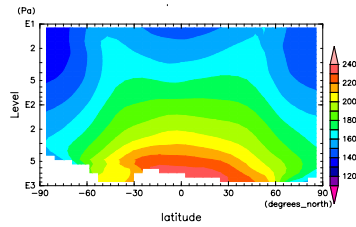


Figure 276: Temp at 14 LST and Ls=0°-30° by DCPAM

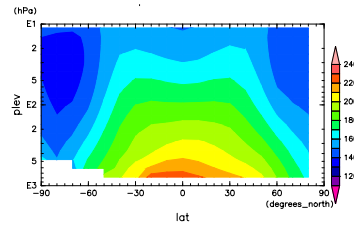


Figure 279: Temp at 14 LST and Ls=0°-30° by MGS

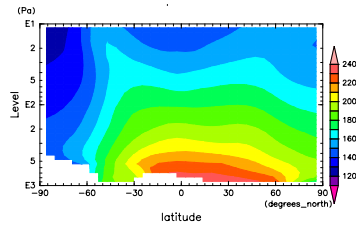


Figure 277: Temp at 14 LST and Ls=30°-60° by DCPAM

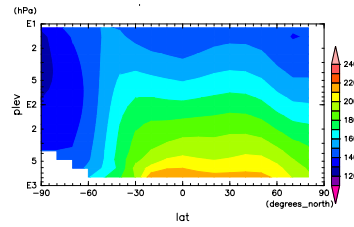


Figure 280: Temp at 14 LST and Ls=30°-60° by MGS

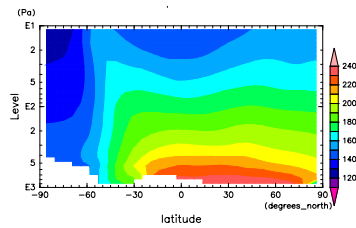


Figure 278: Temp at 14 LST and Ls=60°-90° by DCPAM

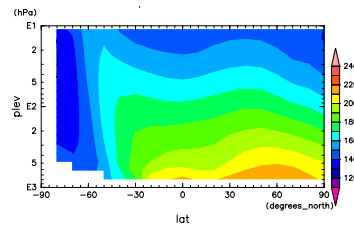


Figure 281: Temp at 14 LST and Ls=60°-90° by MGS

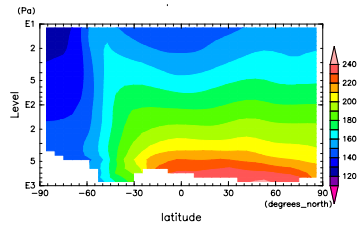


Figure 282: Temp at 14 LST and Ls=90°-120° by DCPAM

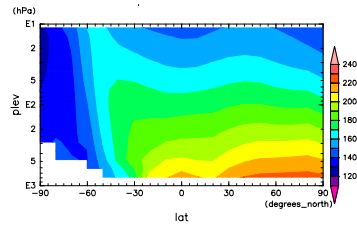


Figure 285: Temp at 14 LST and Ls=90°-120° by MGS

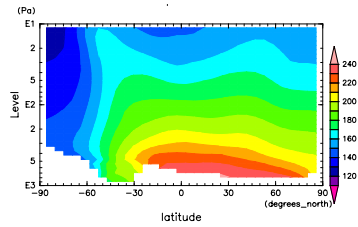


Figure 283: Temp at 14 LST and Ls=120°-150° by DCPAM

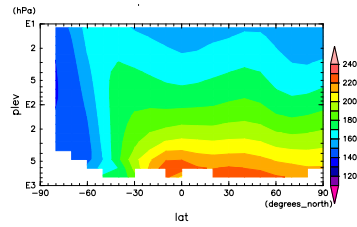


Figure 286: Temp at 14 LST and Ls=120°-150° by MGS

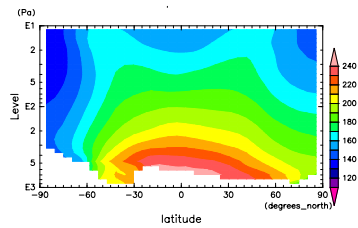


Figure 284: Temp at 14 LST and Ls=150°-180° by DCPAM

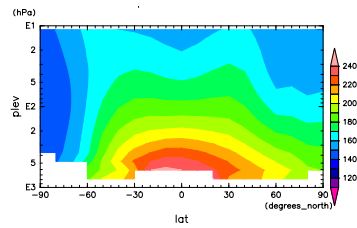


Figure 287: Temp at 14 LST and Ls=150°-180° by MGS

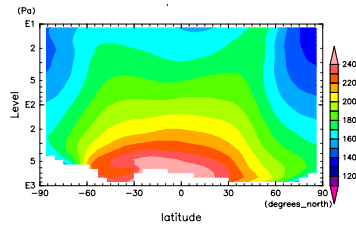


Figure 288: Temp at 14 LST and Ls=180°-210° by DCPAM

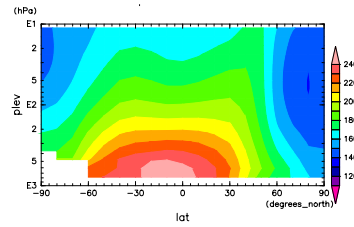


Figure 291: Temp at 14 LST and Ls=180°-210° by MGS

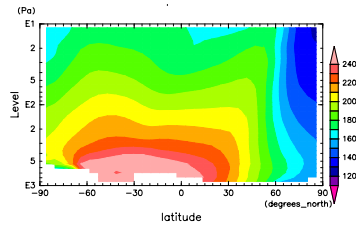


Figure 289: Temp at 14 LST and Ls=210°-240° by DCPAM

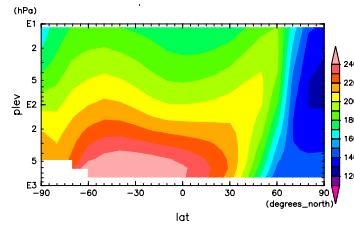


Figure 292: Temp at 14 LST and Ls=210°-240° by MGS

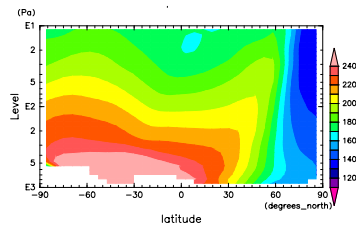


Figure 290: Temp at 14 LST and Ls=240°-270° by DCPAM

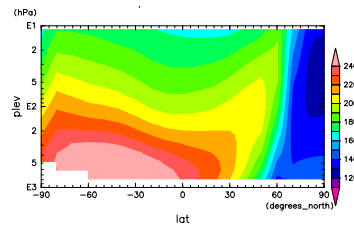


Figure 293: Temp at 14 LST and Ls=240°-270° by MGS

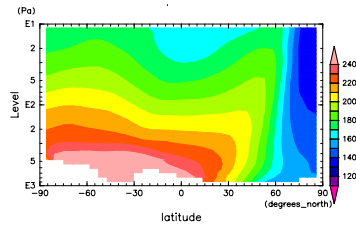


Figure 294: Temp at 14 LST and Ls=270°-300° by DCPAM

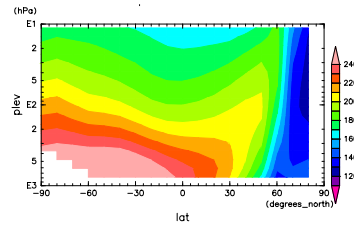


Figure 297: Temp at 14 LST and Ls=270°-300° by MGS

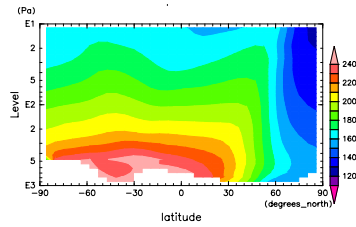


Figure 295: Temp at 14 LST and Ls=300°-330° by DCPAM

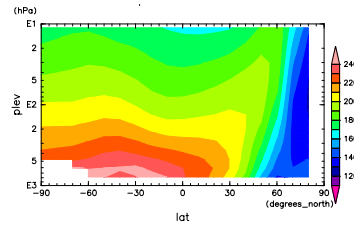


Figure 298: Temp at 14 LST and Ls=300°-330° by MGS

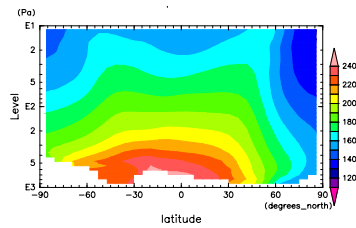


Figure 296: Temp at 14 LST and Ls=330°-360° by DCPAM

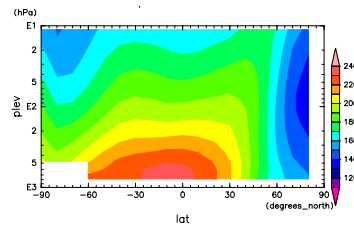


Figure 299: Temp at 14 LST and Ls=330°-360° by MGS

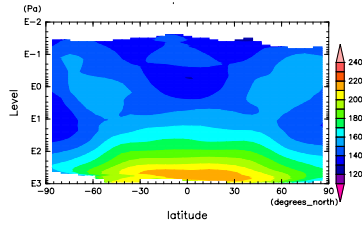


Figure 300: Temp at 03 LST and Ls=0°-30° by DCPAM

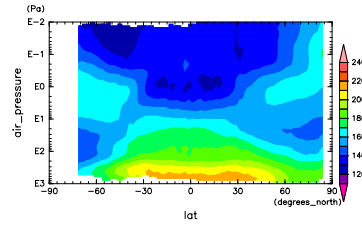


Figure 303: Temp at 03 LST and Ls=0°-30° by MRO

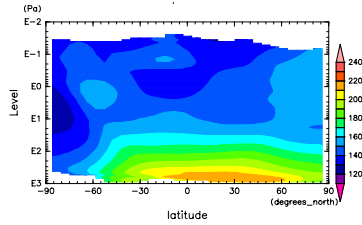


Figure 301: Temp at 03 LST and Ls=30°-60° by DCPAM

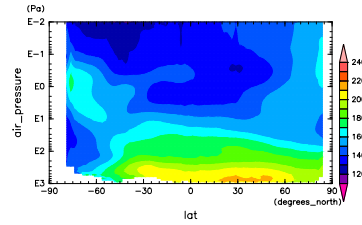


Figure 304: Temp at 03 LST and Ls=30°-60° by MRO

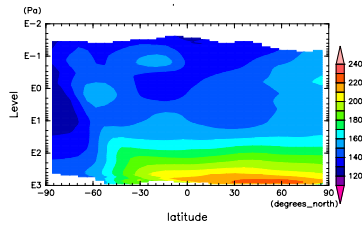


Figure 302: Temp at 03 LST and Ls=60°-90° by DCPAM

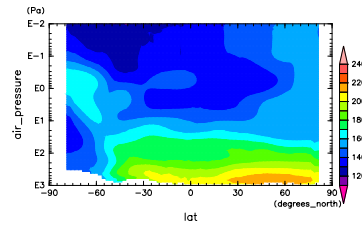


Figure 305: Temp at 03 LST and Ls=60°-90° by MRO

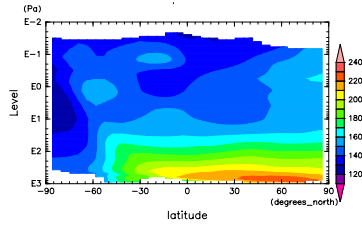


Figure 306: Temp at 03 LST and Ls=90°-120° by DCPAM

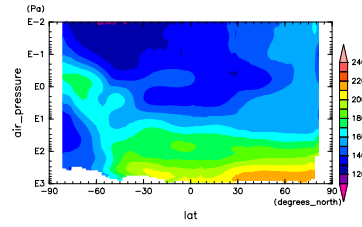


Figure 309: Temp at 03 LST and Ls=90°-120° by MRO

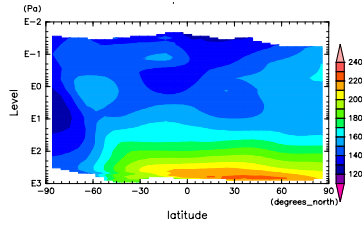


Figure 307: Temp at 03 LST and Ls=120°-150° by DCPAM

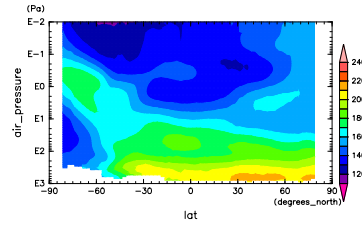


Figure 310: Temp at 03 LST and Ls=120°-150° by MRO

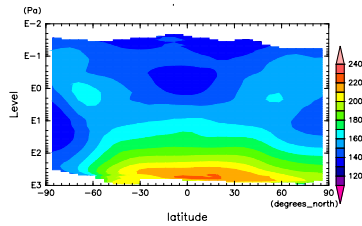


Figure 308: Temp at 03 LST and Ls=150°-180° by DCPAM

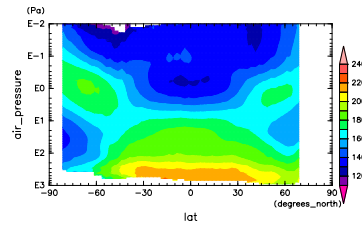


Figure 311: Temp at 03 LST and Ls=150°-180° by MRO

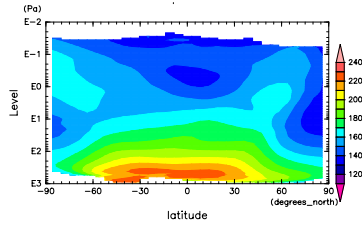


Figure 312: Temp at 03 LST and Ls=180°-210° by DCPAM

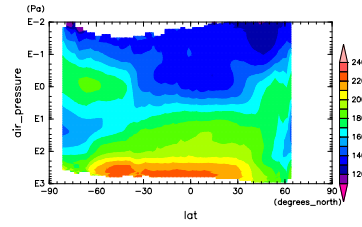


Figure 315: Temp at 03 LST and Ls=180°-210° by MRO

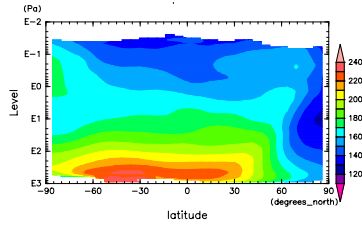


Figure 313: Temp at 03 LST and Ls=210°-240° by DCPAM

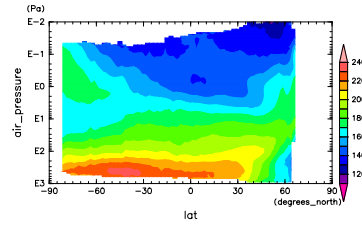


Figure 316: Temp at 03 LST and Ls=210°-240° by MRO

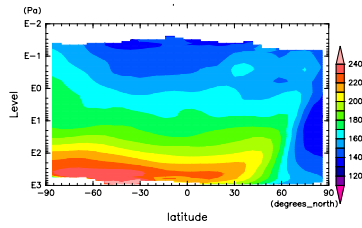


Figure 314: Temp at 03 LST and Ls=240°-270° by DCPAM

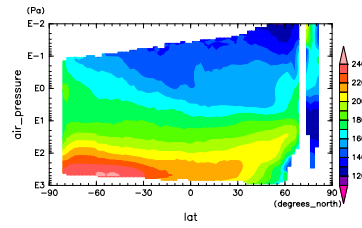


Figure 317: Temp at 03 LST and Ls=240°-270° by MRO

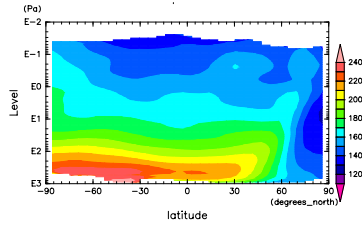


Figure 318: Temp at 03 LST and Ls=270°-300° by DCPAM

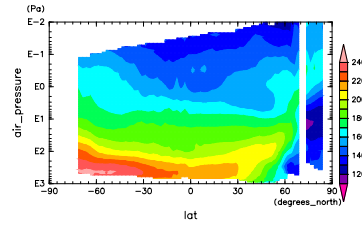


Figure 321: Temp at 03 LST and Ls=270°-300° by MRO

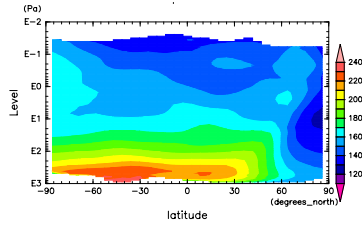


Figure 319: Temp at 03 LST and Ls=300°-330° by DCPAM

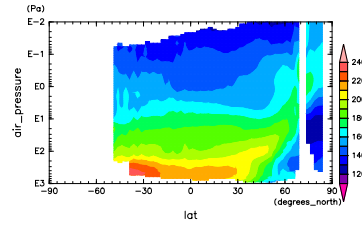


Figure 322: Temp at 03 LST and Ls=300°-330° by MRO

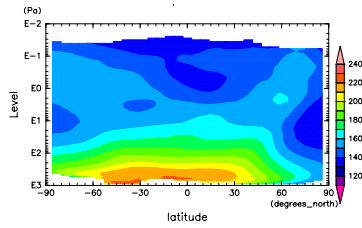


Figure 320: Temp at 03 LST and Ls=330°-360° by DCPAM

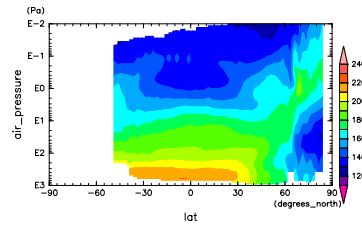


Figure 323: Temp at 03 LST and Ls=330°-360° by MRO

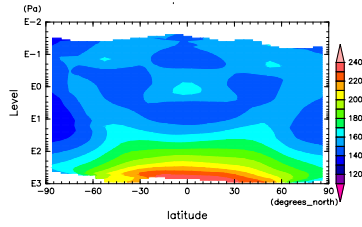


Figure 324: Temp at 15 LST and Ls=0°-30° by DCPAM

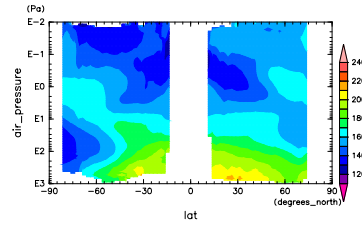


Figure 327: Temp at 15 LST and Ls=0°-30° by MRO

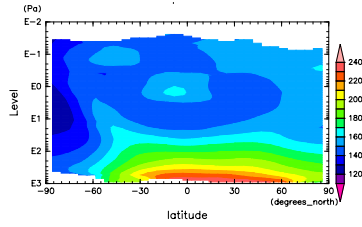


Figure 325: Temp at 15 LST and Ls=30°-60° by DCPAM

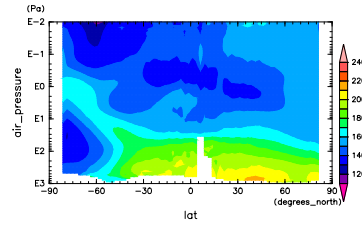


Figure 328: Temp at 15 LST and Ls=30°-60° by MRO

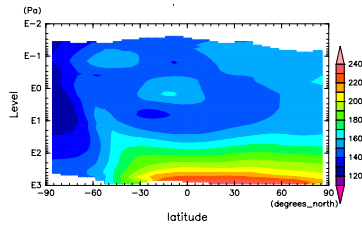


Figure 326: Temp at 15 LST and Ls=60°-90° by DCPAM

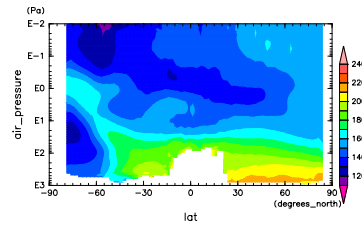


Figure 329: Temp at 15 LST and Ls=60°-90° by MRO

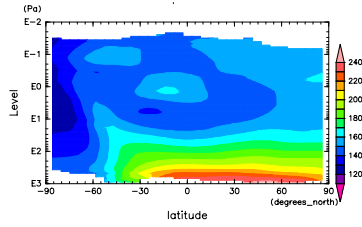


Figure 330: Temp at 15 LST and Ls=90°-120° by DCPAM

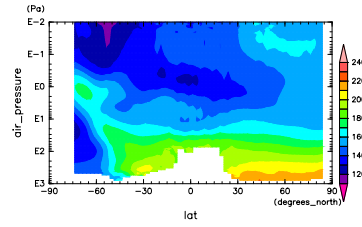


Figure 333: Temp at 15 LST and Ls=90°-120° by MRO

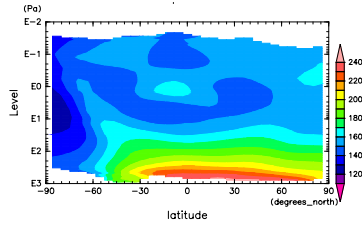


Figure 331: Temp at 15 LST and Ls=120°-150° by DCPAM

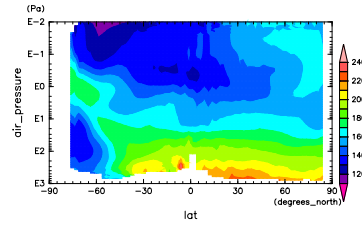


Figure 334: Temp at 15 LST and Ls=120°-150° by MRO

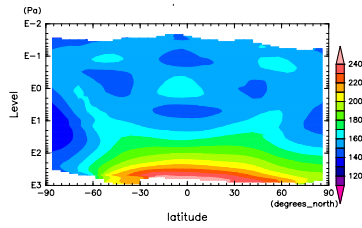


Figure 332: Temp at 15 LST and Ls=150°-180° by DCPAM

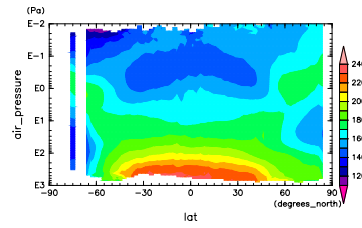


Figure 335: Temp at 15 LST and Ls=150°-180° by MRO

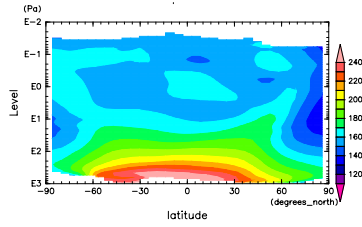


Figure 336: Temp at 15 LST and Ls=180°-210° by DCPAM

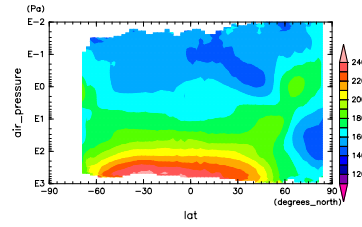


Figure 339: Temp at 15 LST and Ls=180°-210° by MRO

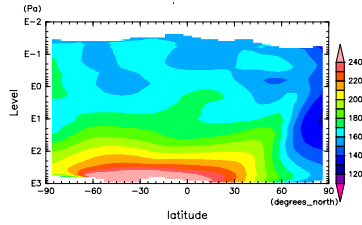


Figure 337: Temp at 15 LST and Ls=210°-240° by DCPAM

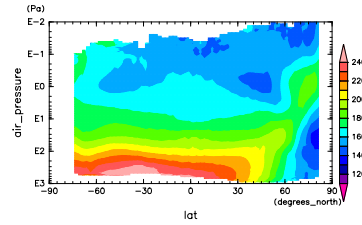


Figure 340: Temp at 15 LST and Ls=210°-240° by MRO

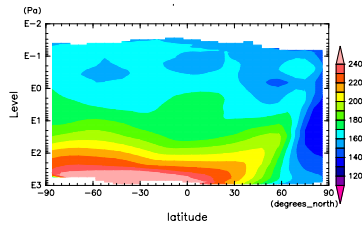


Figure 338: Temp at 15 LST and Ls=240°-270° by DCPAM

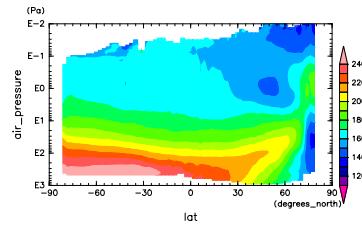


Figure 341: Temp at 15 LST and Ls=240°-270° by MRO

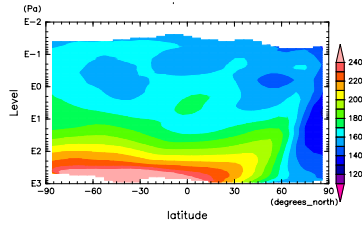


Figure 342: Temp at 15 LST and Ls=270°-300° by DCPAM

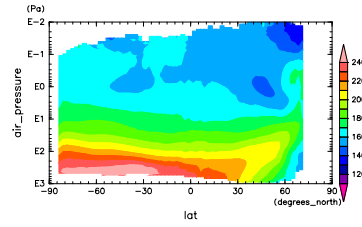


Figure 345: Temp at 15 LST and Ls=270°-300° by MRO

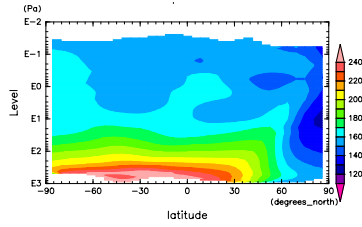


Figure 343: Temp at 15 LST and Ls=300°-330° by DCPAM

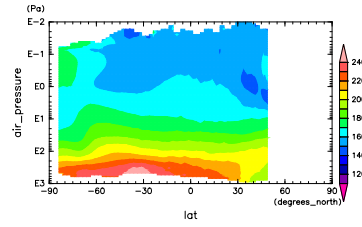


Figure 346: Temp at 15 LST and Ls=300°-330° by MRO

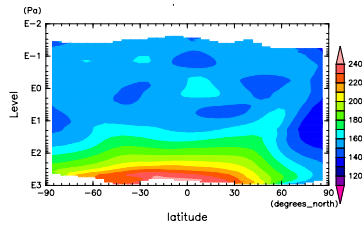


Figure 344: Temp at 15 LST and Ls=330°-360° by DCPAM

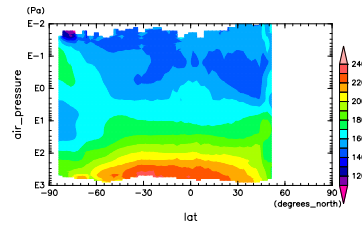


Figure 347: Temp at 15 LST and Ls=330°-360° by MRO

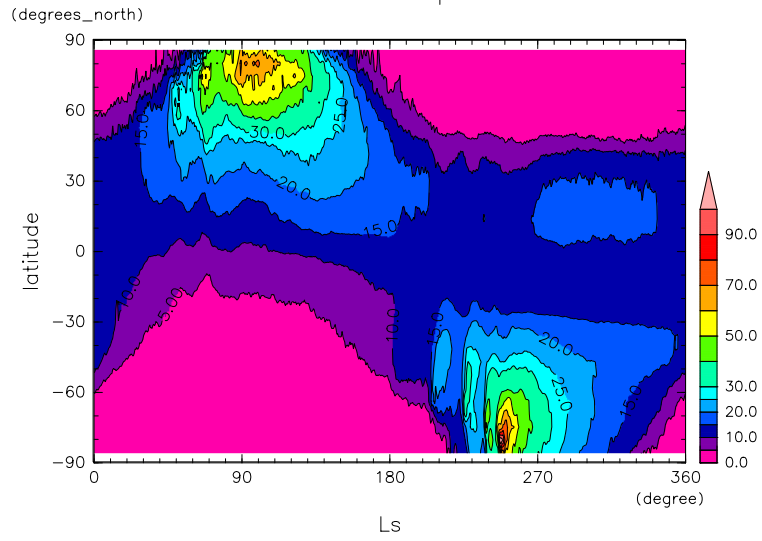


Figure 348: Column integrated water vapor by DCPAM

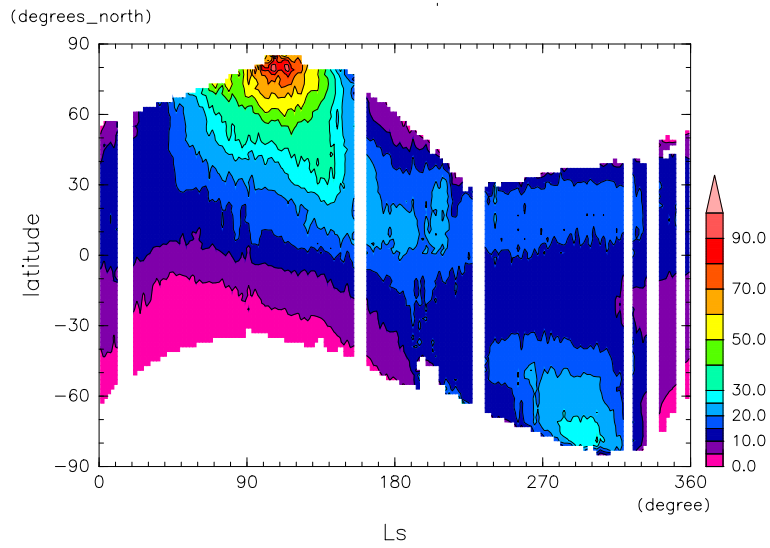


Figure 349: Column integrated water vapor observed by MGS-TES in MY25

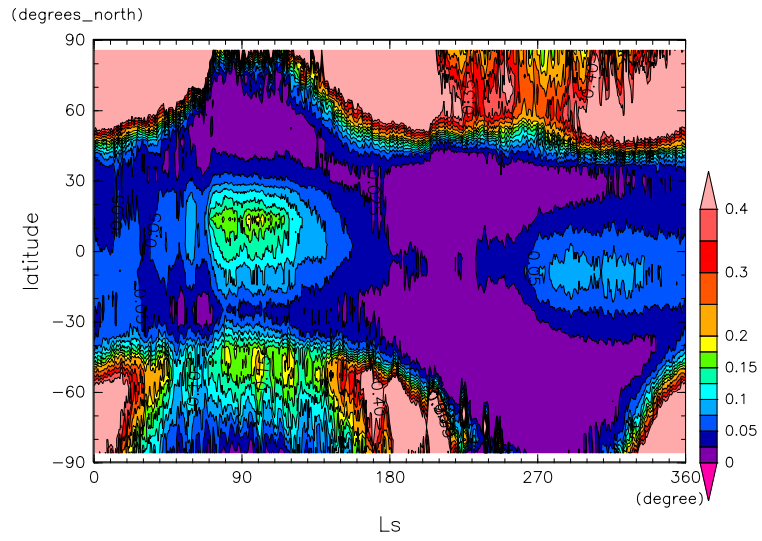


Figure 350: Optical depth of water ice by DCPAM

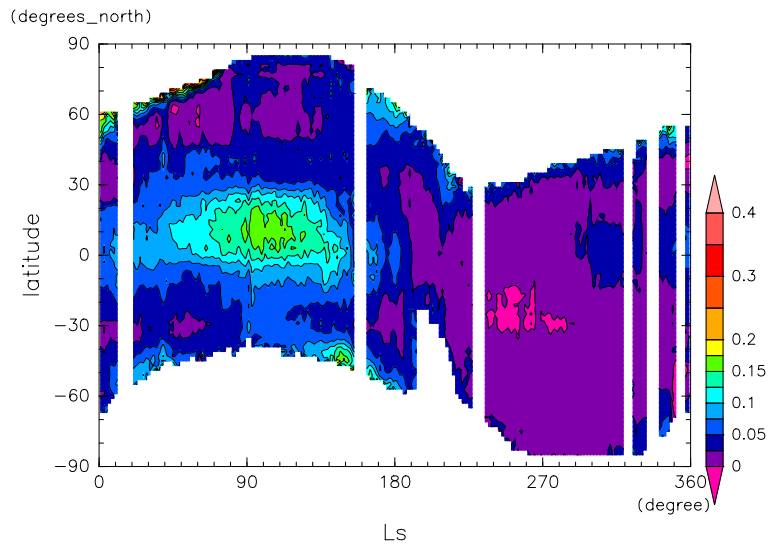


Figure 351: Optical depth of water ice observed by MGS-TES in MY25

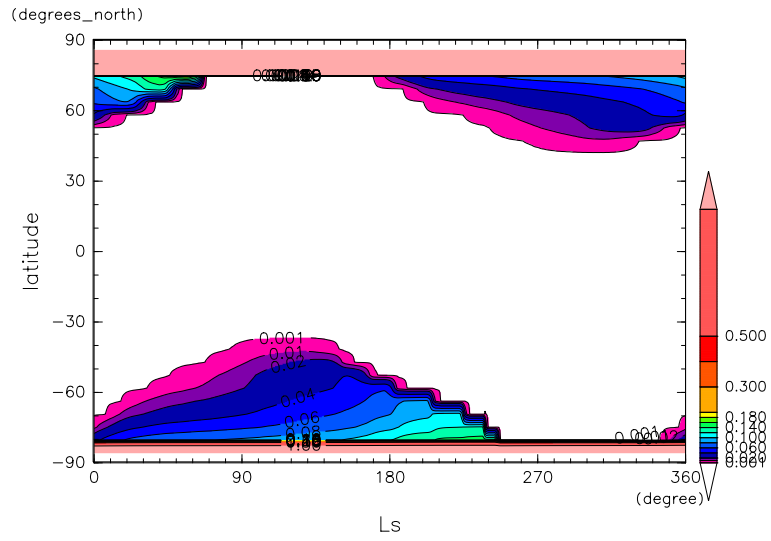


Figure 352: Snow on the ground by DCPAM

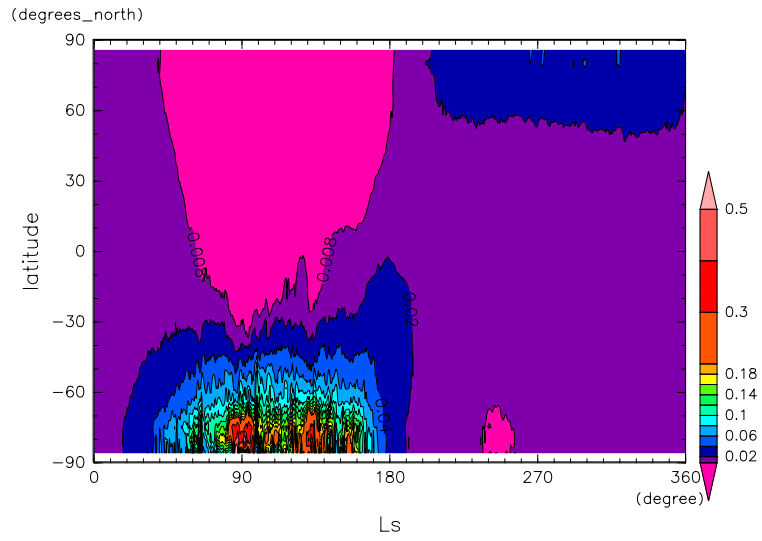


Figure 353: Column mean argon mass mixing ratio by DCPAM

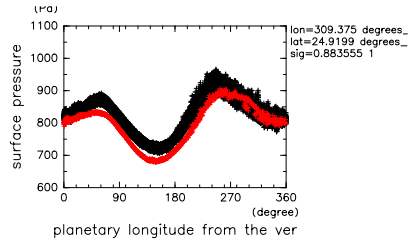


Figure 354: Surface pressure at Viking lander 1 site by DCPAM (black) and observation (diurnal mean, red)

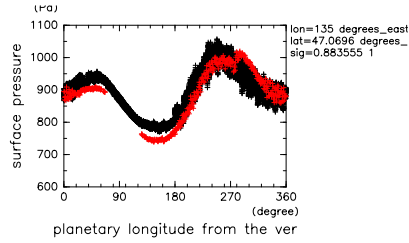


Figure 355: Surface pressure at Viking lander 2 site by DCPAM (black) and observation (diurnal mean, red)

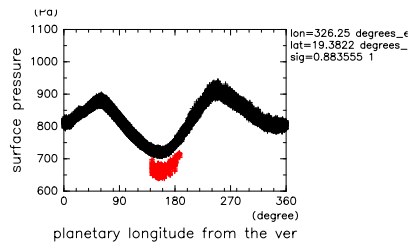


Figure 356: Surface pressure at Mars Pathfinder site by DCPAM (black) and observation (red)

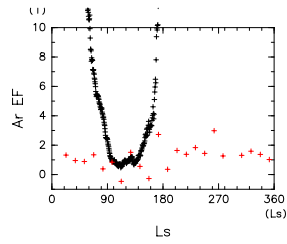


Figure 357: Argon enhancement factor from 75°N to 90°N by DCPAM (black) and observation (red). Observed value is obtained from Figure 1 of Lian et al. (2012).

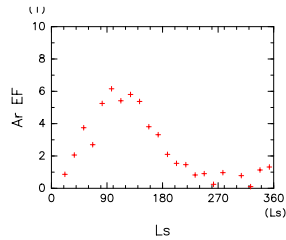


Figure 358: Argon enhancement factor from 75°S to 90°S by DCPAM (black) and observation (red). Observed value is obtained from Figure 1 of Lian et al. (2012).

Value at (lon,lat,Ls)=(134.3,48.0,1575)=0.0002956358657684177 : 0.0145